



South Carolina State Agencies & Colleges/Universities  
**RECYCLING & BUYING RECYCLED**  
Annual Report • Fiscal Year 2016

Prepared for Gov. Nikki R. Haley  
and the Members of the S.C. Legislature



Prepared by the S.C. Department of Health and Environmental Control's  
Office of Solid Waste Reduction and Recycling

*Catherine E. Heigel, Commissioner*

# Introduction

The S.C. Solid Waste Policy and Management Act of 1991 (Act) – S.C. Code of Laws § 44-96-140 – requires state agencies and state-supported colleges/universities to:

- **Establish recycling programs for the collection of selected material** including, but not limited to, aluminum, cardboard, glass, lead-acid batteries, paper, plastic, tires and used motor oil;
- **Make necessary modifications to their programs to ensure material is recycled to the maximum extent possible;** and
- **Report the type and amount of material recycled as well as all products purchased containing recycled-content material by September 15** of each year to the S.C. Department of Health and Environmental Control (DHEC). The Act [Section 44-96-140 (E)] sets a goal that at least 25 percent of all product purchases contain recycled-content material.

DHEC is required to submit a report on this information to the Governor and General Assembly by November 1 of each year. This report reflects recycling and buying recycled activities for fiscal year (FY) 2016 (July 1, 2015 to June 30, 2016).

Data regarding the amount of material recycled was received either directly from the state agency or college/university that completed the survey provided by DHEC or from vendors providing recycling services. Both public and private colleges/universities are included in this report although only state-supported colleges/universities are required by the Act to provide information.

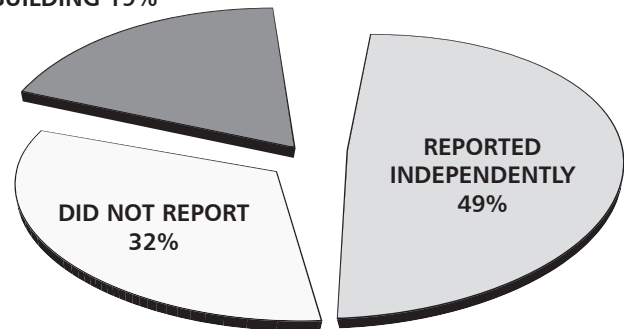
In FY16, state agencies and colleges/universities recycled more than 54,000 tons of material – an increase of about 176 percent from the 19,615 tons recycled in FY15. This data was compiled from the information provided on 59 state agencies, two state agency complexes (collectively 22 state agencies) and 28 colleges/universities.

The percentage of state purchases that contain recycled material cannot be determined because no statewide system to track those purchases exists. Still, 64 percent of reporting agencies and 82 percent of reporting colleges/universities confirmed purchasing recycled-content products during FY16.

The recycled-content products purchased most frequently by state agencies and colleges/universities were office paper and restroom paper products.

**CHART 1: Percentage of State Agencies Reporting Recycling Data**

LOCATED IN COMPLEX/MULTI-USE BUILDING 19%



## About this report ...

“The State Agencies & Colleges/Universities Recycling & Buying Recycled Annual Report for Fiscal Year 2016” is submitted by the S.C. Department of Health and Environmental Control (DHEC) in compliance with the Act – Section § 44-96-140 (C) – and is published by DHEC’s Office of Solid Waste Reduction and Recycling. In addition, Act 119 of 2005 mandates that agencies provide all reports to the General Assembly in an electronic format.

Director: ..... Joan Litton

Editor: ..... Adah Gorton

Contributing Writers & Editors: ..... Richard Chesley; Amanda Edwards; Kristen Hare; Karla Isaac; and Amanda St. John

Layout/Artwork: ..... Gregg Glymph

*This report was published on November 1, 2016.*

# State Agencies

State agencies reported recycling 9,462 tons of material – an increase of about 79 percent from FY15. Compared to the previous FY, there were noteworthy decreases in glass recycling (about 45 percent) and banned items (47 percent). More material was commingled in FY16 – resulting in a decrease in individual commodity numbers. The largest contributions to the FY16 increase in recycling were paper, metal and plastic. Paper and metal were the most recycled products.

Fifty-nine individual state agencies reported this year compared to 72 in FY15. Due to the housing of state agencies within multi-office buildings and complexes, those located within the Capitol Complex and the South Trust Building in Columbia are reported under those titles. State agencies within these structures who reported their own numbers are listed as individual agencies.

For the purposes of this publication, the recycling activities of Santee Cooper, a state-owned electric utility, are separated from the traditional state agency reporting. This is done due to the significant differences between Santee Cooper's operations and recycling activities and those of all other state agencies. This separation provides a more realistic picture of the recycling activities of traditional state agencies. See page 5 for Santee Cooper's recycling data for FY16. State agency recycling data referenced from FY15 has been updated to reflect this separation of reporting.

For a complete list of state agencies reporting for FY16, see page 6.

**CHART 2: Percentage of Recyclables Collected by State Agencies**

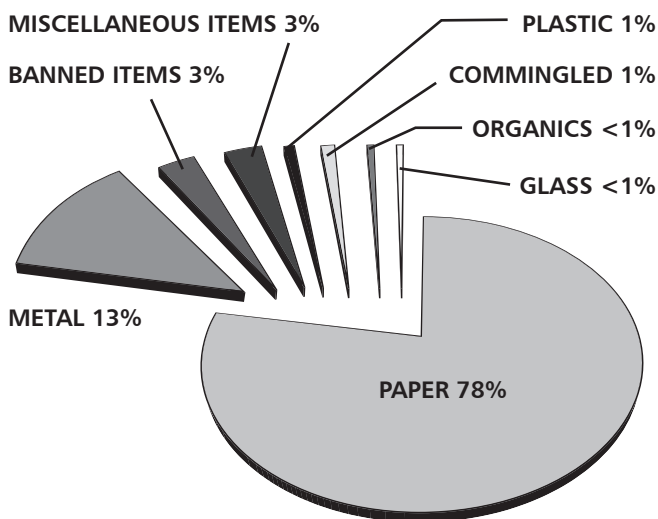


TABLE 1: Commodities Recycled in Tons			
COMMODITIES RECYCLED		AMOUNT	
Banned Items	Appliances	11.81	
	Electronics	20.52	
	Lead-acid batteries	13.48	
	Tires	40.78	
	Used motor oil	205.49	
<b>TOTAL BANNED ITEMS</b>		<b>292.08</b>	
Commingled Recyclables	May include: aluminum cans; cardboard; glass; paper; and/or plastic	88.63	
<b>TOTAL COMMINGLED RECYCLABLES</b>		<b>88.63</b>	
Glass (Containers and Packaging)	Brown	19.94	
	Clear	1.83	
	Green	0.97	
	Other/Mixed Glass	4.57	
<b>TOTAL GLASS</b>		<b>27.31</b>	
Metal	Aluminum (cans, foil)	125.29	
	Ferrous metals	192.28	
	Steel cans	194.55	
	Other/mixed metal	755.61	
<b>TOTAL METAL</b>		<b>1,267.73</b>	
Organics	Food waste (composted)	1.25	
	Yard trimmings (composted)	0.55	
	Yard trimmings (mulched)	21.95	
<b>TOTAL ORGANICS</b>		<b>23.75</b>	
Paper	Books	12.33	
	Cardboard	822.62	
	Magazines	8.00	
	Newspapers and inserts	4.64	
	Office paper	434.01	
	Paperboard	15.28	
	Phone books	1,003.33	
	Other/mixed paper	5,053.16	
<b>TOTAL PAPER</b>		<b>7,356.37</b>	
Plastic	HDPE	2.21	
	LDPE	0.02	
	PET	1.04	
	Vinyl	0.01	
	Other/mixed plastic	127.55	
<b>TOTAL PLASTIC</b>		<b>130.81</b>	
Miscellaneous Items	Antifreeze	18.54	
	Clothing/textiles	81.3	
	Construction and demolition (C&D) debris	87.49	
	Cooking oil	2.41	
	Fluorescent bulbs	10.54	
	Inkjet/toner cartridges	6.45	
	Paint (oil or latex)	0.37	
	Mattresses/box springs	0.65	
	Rechargeable batteries	1.29	
	Used oil filters	20.28	
	Wood*	11.27	
	Other**	35.2	
	<b>TOTAL MISCELLANEOUS ITEMS</b>		<b>275.79</b>
	<b>TOTAL FOR ALL</b>		<b>9,462.49</b>

# Colleges/Universities

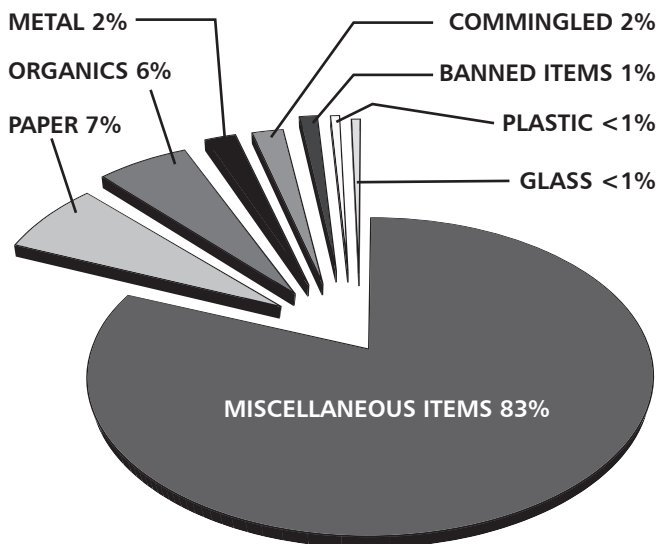
Colleges/universities reported recycling about 44,712 tons of material – a 212 percent increase from the 14,325 tons recycled the previous FY. This increase is largely influenced by C&D debris. In FY16, colleges/universities recycled more than 36,536 tons of C&D debris – an increase of 845 percent from the previous FY.

Compared to FY15, plastic and glass recycling almost doubled while commingled material, metal and paper all decreased. The most recycled commodities in FY16 were C&D debris, paper and organics.

Twenty-eight colleges/universities reported recycling and buying recycled data for FY16 (compared to 39 reporting in FY15) with 13 colleges/universities reporting an increase in their total recycling compared to FY15. One university reported for the first time in FY16.

For a complete list of colleges/universities reporting for FY16, see page 6.

**CHART 3: Percentage of Recyclables Collected by Colleges/Universities**



NOTE: Percentages do not add up to 100 percent due to rounding of numbers.

TABLE 2: Commodities Recycled in Tons		
COMMODITIES RECYCLED		AMOUNT
Banned Items	Appliances	3.02
	Electronics	277.84
	Lead-acid batteries	15.22
	Tires	14.8
	Used motor oil	16.34
<b>TOTAL BANNED ITEMS</b>		<b>327.22</b>
Commingled Recyclables	May include: aluminum cans; cardboard; glass; paper; and/or plastic	949.77
<b>TOTAL COMMINGLED RECYCLABLES</b>		<b>949.77</b>
Glass (Containers and Packaging)	Brown	0.01
	Clear	0.07
	Green	0
	Other/Mixed Glass	56.72
<b>TOTAL GLASS</b>		<b>56.80</b>
Metal	Aluminum (cans, foil)	8.88
	Ferrous metals	67.72
	Steel cans	2.69
	Other/mixed metal	588.64
<b>TOTAL METAL</b>		<b>667.93</b>
Organics	Food waste (composted)	993.31
	Yard trimmings (composted)	1,416.14
	Yard trimmings (mulched)	34.55
<b>TOTAL ORGANICS</b>		<b>2,444.00</b>
Paper	Books	38.53
	Cardboard	1,553.66
	Magazines	8.23
	Newspapers and inserts	2.54
	Office paper	751.61
	Paperboard	0.15
	Phone books	1.87
	Other/mixed paper	572.54
<b>TOTAL PAPER</b>		<b>2,929.13</b>
Plastic	HDPE	2.9
	LDPE	1
	PET	0.7
	Vinyl	0
	Other/mixed plastic	60.45
<b>TOTAL PLASTIC</b>		<b>65.05</b>
Miscellaneous Items	Antifreeze	4.09
	Carpet	2.57
	Carpet padding	0.83
	Clothing/textiles	0.01
	C&D debris	36,535.99
	Cooking oil	66.08
	Fluorescent bulbs	19.08
	Inkjet/toner cartridges	15.68
	Mattresses/box springs	5.84
	Paint (oil or latex)	2.34
	Rechargeable batteries	1.28
	Used oil filters	401.55
	Wood*	171.39
	Other**	45.59
	<b>TOTAL MISCELLANEOUS ITEMS</b>	
<b>TOTAL FOR ALL</b>		<b>44,712.22</b>



# Santee Cooper


Santee Cooper’s recycling numbers are reported separately from other state agencies. (See page 3 for additional information.)

Overall, Santee Cooper recycled 25,989.33 tons of material in FY16 – compared to the 9,462.49 tons recycled by all other state agencies. The No. 1 material recovered by the state-owned utility was gypsum which comprised 23,360.79 tons or 90 percent of its recycled material.

## Recycling Services Offered

The S.C. Department of Corrections collects recyclables from state agencies and colleges/universities as well as schools in Lexington and Richland counties. Participants see a significant reduction in the amount of material going to the landfill and as such may be able to reduce disposal costs.

There is a fee for this service and participating programs need to provide recycling containers. For more information, call (803) 896-2364.



## RecycleU

RecycleU is a comprehensive program that provides technical assistance, best management practices and outreach material to South Carolina colleges/universities in order to improve waste reduction, recycling and composting programs on campus. Visit [www.scdhec.gov/recycleu](http://www.scdhec.gov/recycleu) for more details.



**TABLE 3: Commodities Recycled in Tons**

COMMODITIES RECYCLED		AMOUNT
Banned Items	Appliances	0.00
	Electronics	7.79
	Lead-acid batteries	5.60
	Tires	9.38
	Used motor oil	0.00
<b>TOTAL BANNED ITEMS</b>		<b>22.77</b>
Commingled Recyclables	May include: aluminum cans; cardboard; paper; and/or plastic	51.74
<b>TOTAL COMMINGLED RECYCLABLES</b>		<b>51.74</b>
Metal	Aluminum (cans, foil)	0.00
	Ferrous metals	1,531.06
	Steel cans	0.00
	Other/mixed metal	0.00
<b>TOTAL METAL</b>		<b>1,531.06</b>
Miscellaneous Items	Fluorescent bulbs	1.11
	Rechargeable batteries	2.46
	Used oil filters	9.64
	Wood*	577.55
	Other**	23,793.00
<b>TOTAL MISCELLANEOUS ITEMS</b>		<b>24,383.76</b>
<b>TOTAL FOR ALL</b>		<b>25,989.33</b>

## Green Government Initiative

The Green Government Initiative assists state agencies in meeting the requirements of the Act and helps South Carolina meet its goal of recycling 40 percent of its waste by 2020. The goal of the initiative is to encourage state agencies to lead by example.

State government has the unique opportunity to:

- Reduce its environmental footprint (and perhaps save money);
- Buy recycled-content products; and
- Support the state’s recycling industry.

Visit [www.scdhec.gov/recycle](http://www.scdhec.gov/recycle) for more information.



## State Agencies Reporting for FY16

- Adjutant General's Office
- Arts Commission
- Attorney General's Office
- Capitol Complex\*
- Commission for the Blind
- Commission on Higher Education
- Commission on Indigent Defense
- Commission on Prosecution Coordination
- Comptroller General's Office
- Criminal Justice Academy
- Department of Administration – Executive Budget Office
- Department of Administration – Surplus Property Office
- Department of Agriculture
- Department of Archives and History
- Department of Consumer Affairs
- Department of Corrections
- Department of Disabilities and Special Needs
- Department of Education
- Department of Employment and Workforce
- Department of Health and Environmental Control
- Department of Juvenile Justice
- Department of Labor, Licensing and Regulation
- Department of Mental Health
- Department of Motor Vehicles
- Department of Natural Resources
- Department of Parks, Recreation and Tourism
- Department of Probation, Parole and Pardon Services
- Department of Public Safety
- Department of Revenue
- Department of Transportation
- Education Lottery Commission
- Emergency Management Division
- First Steps
- Forestry Commission
- Governor's Mansion
- Higher Education Tuition Grants Commission
- Human Affairs Commission
- Law Enforcement Division (SLED)
- Legislative Services Agency
- Legislative Audit Council
- National Guard
- Office of Regulatory Staff
- Office of the State Auditor
- Patriots Point Naval and Maritime Museum
- Public Employee Benefit Authority (PEBA)
- Public Service Commission of South Carolina
- Retirement System Investment Commission (RSIC)
- SCETV
- School for the Deaf and Blind
- Sea Grant Consortium
- Secretary of State
- South Trust Building\*\*
- State Accident Fund
- State Board for Technical and Comprehensive Education
- State Ethics Commission

- State Housing Finance and Development Authority
- State Library
- State Museum Commission
- State Supreme Court
- Wil Lou Gray Opportunity School
- Worker's Compensation Commission

\* The following state agencies are located within the Capitol Complex.

- Administrative Law Court
- Board of Financial Institutions
- Commissioner of Banking
- Court of Appeals
- Department of Administration
- Department of Internal Operations
- Education Oversight Committee
- House of Representatives
- Office of Internal Operations
- Office of the Governor
- Office of the Lieutenant Governor
- Office of the State Treasurer
- Revenue and Fiscal Affairs Office
- Senate

\*\* The following state agencies are located within the South Trust Building.

- Department of Commerce
- Department of Insurance
- Economic Development Authority
- Office of Local Government
- Office of the Insurance Reserve Fund (State Fiscal Accountability Authority)
- Procurement Services (State Fiscal Accountability Authority)
- Rural Infrastructure Authority
- S.C. Conservation Bank

## Colleges/Universities Reporting for FY16

- Allen University
- Aiken Technical College
- Central Carolina Technical College
- Charleston Southern University
- Clemson University
- Coastal Carolina University
- College of Charleston
- Florence Darlington Technical College
- Francis Marion University
- Greenville Technical College
- Horry-Georgetown Technical College
- Midlands Technical College
- Medical University of South Carolina
- Northeastern Technical College
- Orangeburg-Calhoun Technical College
- Piedmont Technical College
- South Carolina State University
- Spartanburg Community College
- Technical College of the Lowcountry
- The Citadel, The Military College of South Carolina
- University of South Carolina (USC)
- USC Aiken

- USC Beaufort
- USC Sumter
- USC Upstate
- Williamsburg Technical College
- Winthrop University
- York Technical College

## State Agencies NOT Reporting for FY16

- Aeronautics Division
- Commission for Minority Affairs
- Confederate Relic Room and Museum
- Department of Alcohol and Other Drug Abuse Services
- Department of Health and Human Services
- Department of Social Services
- Election Commission
- Energy Office
- Governor's School for Science and Mathematics
- Governor's School for the Arts and Humanities
- John de la Howe School
- Judicial Department
- Lieutenant Governor's Office On Aging
- Lowcountry Council of Governments
- Lowcountry Graduate Center
- Medical Malpractice Patients' Compensation Fund
- Office of the Inspector General
- Patients' Compensation Fund
- School Improvement Council
- Solicitor's Office, 1st Judicial Circuit
- Solicitor's Office, 2nd Judicial Circuit
- Solicitor's Office, 3rd Judicial Circuit
- Solicitor's Office, 4th Judicial Circuit
- Solicitor's Office, 5th Judicial Circuit
- Solicitor's Office, 7th Judicial Circuit
- Solicitor's Office, 8th Judicial Circuit
- Solicitor's Office, 9th Judicial Circuit
- Solicitor's Office, 10th Judicial Circuit
- Solicitor's Office, 11th Judicial Circuit
- Solicitor's Office, 12th Judicial Circuit
- Solicitor's Office, 13th Judicial Circuit
- Solicitor's Office, 14th Judicial Circuit
- Solicitor's Office, 15th Judicial Circuit
- Solicitor's Office, 16th Judicial Circuit
- State Ports Authority
- Statewide Independent Living Council
- Transportation Infrastructure Bank
- Vocational Rehabilitation Department

## Colleges/Universities NOT Reporting for FY16

- Columbia International University
- Denmark Technical College
- Lander University
- Tri-County Technical College
- Trident Technical College
- USC School of Medicine
- USC Lancaster
- USC Salkehatchie
- USC Union

OR-1339 10/16