



S.C. State Agencies & Colleges/Universities **Recycling & Buying Recycled** Annual Report

Fiscal Year

20



13

*Prepared for Gov. Nikki R. Haley
and the General Assembly*

*Prepared by DHEC's Division of Mining and Solid Waste Management
Office of Solid Waste Reduction and Recycling*



www.scdhec.gov

South Carolina Department of Health and Environmental Control

Catherine B. Templeton, Director

Foreword

To establish a framework for the safe and efficient management of solid waste, the S.C. Solid Waste Policy and Management Act of 1991 (Act) – S.C. Code of Laws §§ 44-96-10 et seq. – provides a comprehensive outline for state and local governments to follow. The Act, for example, requires county governments to report recycling activities and develop solid waste management plans. The Act sets statewide recycling and disposal goals.

The Act also requires state agencies and state-supported colleges/universities to:

- establish recycling programs for the collection of selected material including, but not limited to, aluminum, cardboard, glass, lead-acid batteries, paper, plastic, tires and used motor oil;
- evaluate and make necessary modifications to their programs to ensure material is recycled to the maximum extent possible; and
- establish waste reduction programs for material used in the course of operations to achieve the maximum feasible reduction.

In addition, the Act requires state agencies and state-supported colleges/universities to submit to the

S.C. Department of Health and Environmental Control (DHEC) by September 15 of each year the following information:

- reports detailing their recycling programs; and
- lists of products purchased that contain recycled material.

The Act requires DHEC to summarize this data and submit a report to the Governor and General Assembly by November 1 of each year. As part of the report, DHEC is required to determine what percentage of state purchases contains recycled material. Since no statewide system is in place to track buying recycled-content products, this percentage cannot be reported. This issue is addressed in this report’s Recommendations section.

DHEC’s Office of Solid Waste Reduction and Recycling is responsible for compiling and reviewing the data submitted as well as publishing the “S.C. State Agencies & Colleges/Universities Recycling & Buying Recycled Annual Report.”

This report provides information for fiscal year 2013 reflecting activities from July 1, 2012 to June 30, 2013. It was published November 1, 2013.

Contents

Executive Summary	3
Environmental equivalencies provide a different look at recycling’s benefits.	4
Recommendations	5
S.C. Schools Participate in RecycleMania.....	6
Colleges and universities lead the way in organics recovery.....	7
Recycling by State Agencies	8
SCDC plays key role in recycling collection.	9
Recycling by Colleges/Universities	10
More Waste Reduction Efforts on Campus	11

About this Report ...

The “S.C. State Agencies and Colleges/Universities Annual Report for Fiscal Year 2013” is submitted by the S.C. Department of Health and Environmental Control (DHEC) in compliance with the S.C. Solid Waste Policy and Management Act of 1991 (S.C. Code of Laws, 44-96-140). Additionally, Act 119 of 2005 mandates that agencies provide all reports to the General Assembly in an electronic format.


This report was published on November 1, 2013 by DHEC’s Division of Mining and Solid Waste Management.

DIVISION DIRECTORKent M. Coleman, P.G.

AUTHORS Richard Chesley, Amanda St. John and Leslie Yasinsac

LAYOUT/GRAPHIC DESIGNGregg Glymph

ON THE COVER: The University of South Carolina-Aiken’s mascot and cheerleaders promote recycling at a basketball game. Also pictured is the Medical University of South Carolina’s paper shredding truck.



Executive Summary

This report provides an overview of the recycling and buying recycled activities of state agencies and colleges/universities for fiscal year (FY) 2013 (July 1, 2012 to June 30, 2013) as required by the S.C. Solid Waste Policy and Management Act of 1991.

Data regarding the amount of material recycled was received either directly from the state agency or college/university that completed the survey provided by the S.C. Department of Health and Environmental Control (DHEC) or from vendors providing recycling services. Both public and private colleges/universities are included in this report although only state-supported colleges/universities are required to provide information.

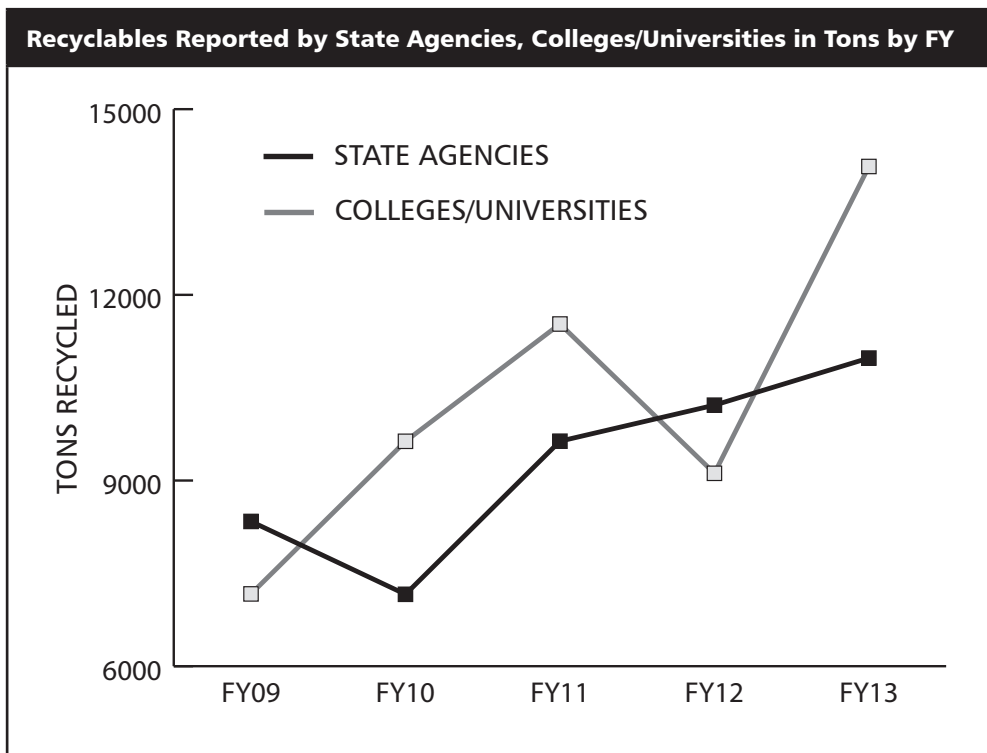
In FY13, about 25,053 tons of material was recycled by state agencies and colleges/universities – an increase of about 30 percent from the 19,335 tons recycled in FY12. This data was compiled from the information reported by 75 state agencies and 36 colleges/universities.

Overall, state agencies reported recycling 10,979 tons of material in FY13 – about a 7 percent increase from the 10,218 tons of material recycled the previous FY. Metal (e.g., aluminum, ferrous metals, steel cans) was the most recycled commodity followed by Banned Items (e.g., appliances, electronics, lead-acid batteries, tires, used motor oil, yard trimmings).

Colleges/universities reported recycling about 14,074 tons of material – a 54 percent increase from the 9,117 tons of material recycled the previous FY. Miscellaneous Items (mostly construction and demolition debris) were the most recycled commodity followed by Paper.

In FY13, about 25,053 tons of material was recycled by state agencies and colleges/universities – an increase of about 30 percent from the 19,335 tons recycled in FY12.

As mentioned in the Foreword, the percentage of state purchases that contain recycled material cannot be determined because no statewide system to track those purchases exists. The recycled-content products purchased most frequently by state agencies and colleges/universities were office paper and inkjet/toner cartridges.



Environmental equivalencies provide a different look at recycling's benefits.

The recycling and composting programs of state agencies and colleges/universities provide more benefits than those commonly known.

These benefits can be measured by using the U.S. Environmental Protection Agency's Waste Reduction Model (WARM). This tool helps solid waste planners and organizations calculate the benefits of alternative solid waste management decisions and the impact of recycling and composting as compared to landfill disposal.

Using the WARM model and an environmental equivalency calculator, greenhouse gas (GHG) savings can be presented in an easy-to-understand manner.

Examples of the GHG savings – that were achieved through recycling or composting by state agencies and colleges/universities reported for FY13 – include:

- eliminating emissions from 10,847 passenger cars for one year; or
- conserving 5,836,883 gallons of gasoline; or
- conserving 224 railcars of coal; or
- eliminating emissions from the electricity use of 7,164 homes for one year; or
- eliminating emissions from the use of 121,081 barrels of oil.

GHG savings by state agencies and colleges/universities for the past five years include:

- eliminating emissions from 44,540 passenger cars for one year; or
- conserving 23,967,489 gallons of gasoline; or
- conserving 919 railcars of coal; or
- eliminating emissions from the electricity use of 29,415 homes for one year; or
- eliminating emissions from the use of 497,186 barrels of oil.

Recycling is a natural fit at South Carolina's State Parks.

S.C. State Parks recycled more than 423 tons of material in fiscal year (FY) 2013 (July 1, 2012 to June 30, 2013) according to the S.C. Department of Parks, Recreation and Tourism (PRT). This is an increase of 605 percent from the previous FY.



This recycling success is in part due to the Recycling at the Parks Partnership. This public-private partnership – formed in 2010 – helped South Carolina become the first state in the nation to offer recycling at each of its 47 state parks and historic sites. The parks have more than 7 million annual visitors.

The partnership – including PRT, the S.C. Department of Health and Environmental Control, the S.C. Department of Transportation, PalmettoPride and Sonoco Recycling, Inc. – provided containers, signage and other assistance to make recycling work.



Recommendations

South Carolina has made significant progress in its waste reduction and recycling efforts since the passage of the S.C. Solid Waste Policy and Management Act of 1991 (Act) – S.C. Code of Laws §§ 44-96-10 et seq. The growth of programs and infrastructure, consistent and seasoned educational initiatives, more business participation and other factors has increased the state’s measured recycling rate for the past three years. There is, however, much more that can be done.

State agencies and colleges/universities are in a unique position to make a significant difference in helping South Carolina meet the recycling and disposal goals outlined in the Act. State government and colleges/universities – as a manner of business – should be committed to lead by example and more efficiently use natural resources, reduce waste, save money and help sustain markets for material collected in recycling programs.

The Act requires the S.C. Department of Health and Environmental Control (DHEC) to make recommendations in the S.C. Solid Waste Management Annual Report on ways solid waste management can be improved.



Central Carolina Technical College uses customized collection containers for its recycling program.

Clearly, South Carolina should reduce the amount of waste it generates and disposes of, recycle more material, promote the best end use of recovered material and buy more products made from recycled content.

Consideration should be given to the following three recommendations and accompanying strategies to accomplish these goals.

1. Improve waste reduction and recycling programs as well as reporting.

Recycling has many environmental benefits including conserving resources, saving energy, reducing the need to build landfills and helping achieve and support a sustainable lifestyle or business ethic.

Less known is the fact that recycling adds significantly to South Carolina’s economy. By turning waste into valuable raw material, recycling creates jobs, economic development and tax revenue as well as generates income for businesses and others from the sale of recyclables.

Waste reduction also limits the consumption of natural resources as well as the need to manage and move solid waste or recyclables.

State agencies and/or colleges/universities should:

- commit to reducing the amount of waste generated and recycling material to the maximum extent possible;
- set up efficient, practical and cost-effective programs;
- set up or improve “move-in” and “move-out” reuse and recycling events;
- review waste reduction and recycling programs annually for opportunities to improve;
- review all solid waste disposal costs annually to determine if there are ways to increase efficiencies and reduce costs;
- promote programs to staff, administration, students and others as well as integrate program information into student and/or new-hire orientation programs;
- expect faculty, staff and administration, as a matter of work ethic, to implement waste reduction and recycling practices in their daily activities; and
- commit to track, measure and report their recycling activities by the annual September 15 deadline as required by the Act to ensure an accurate picture of statewide recycling efforts.

2. Buy recycled.

Recycling has many significant environmental and economic benefits. Recycling, however, will not work unless the products made from material that is recycled are purchased.

Buying recycled-content products – a significant part of what is known as environmentally preferred purchasing – creates demand (markets) for recycled material and therefore sustains recycling programs.

There are tools in place to encourage the purchase of recycled-content products by state agencies and colleges/universities.

The Act sets a goal that recycled-content products comprise at least 25 percent of the state's purchases and also allows a 7.5 percent price preference for recycled-content products.

In addition, the S.C. Environmentally Preferred Purchasing Policy was created in 2009. The policy outlines that state government "is committed to environmentally preferred purchasing in recognition of the need to more efficiently use natural resources, reduce waste, save money, sustain markets for materials collected in recycling programs and protect South Carolina's environment, economy and quality of life for all of its citizens."

The policy applies to all state agencies and publicly funded colleges/universities and others defined as governmental bodies per S.C. Code of Law [11-35-310(18)] (www.scstatehouse.gov/code/t11c035.php).

State agencies along with colleges/universities – by their sheer purchasing power can promote buying recycled-content products and, given that, should:

- buy products that can be recycled and contain recycled material whenever possible;
- improve or implement recycled-content purchasing practices that reduce waste and result in the purchase of fewer products when practicable and cost effective without reducing the safety or quality of the products;
- implement the standards outlined in the S.C. Environmentally Preferred Purchasing Policy (www.mmo.sc.gov/policy) and go beyond those standards whenever possible;
- promote and use the "S.C. Guide for Recycled Products" and the "Environmentally Preferred Purchasing Policy Checklist" offered by the S.C. Budget and Control Board Procurement Services (<http://procurement.sc.gov/PS/agency/PS-agency-green-purchasing.phtm>).
- promote, use and encourage the creation of more state-term contracts that offer recycled-content products;
- adhere to the 7.5 percent price preference for recycled-content products outlined in the Act; and
- develop a system to track the purchase of recycled-content products.

S.C. schools participate in RecycleMania.

Thirteen S.C. colleges/universities participated in RecycleMania, a nationwide competition and benchmarking tool for college/university recycling programs to promote waste reduction activities on campus. During a 10-week period, schools report recycling and disposal data that are then ranked in various categories. Visit www.recyclemaniacs.org for more information on RecycleMania.

These S.C. colleges/universities participated in fiscal year 2013 (July 1, 2012 - June 30, 2013): Aiken Technical College; The Citadel; Claflin University; Clemson University; Coker College; College of

Charleston; Erskine College; Greenville Technical College; Medical University of South Carolina; S.C. State University; University of South Carolina (USC); USC-Aiken; and Winthrop University.

The Citadel placed third in the nation in the Food Service Organics Challenge by recycling 27.4 pounds of food service material per person.

Clemson University placed third nationally in the Game Day Basketball Challenge in per capita recycling. About 9,000 people recycled 2,582 pounds of material (0.3 average pounds per person) at a single game. At the same game, Clemson placed fourth in the per capita Greenhouse Gas Reduction category by reducing greenhouse gas emissions by 7,637 pounds (0.8 average pounds per person).

3. Recover more organics.

Organics, which include food scraps, yard trimmings, wood and paper, comprised nearly two-thirds of the nation's municipal solid waste (MSW) in 2011 – according to the latest figures available from the U.S. Environmental Protection Agency (EPA).

Some organics, such as cardboard and office paper, have a high recovery rate through traditional recycling efforts (not composting) and should continue to be managed in this way because of their significant market value. Other organics – particularly food scraps – do not have a high recovery rate.

More than 36 million tons of food scraps were generated nationwide in 2011 – more than any other category except paper according to the EPA. Of that amount, about 35 million tons were thrown away – making food scraps the largest component of MSW disposed of in landfills and incinerators.

It is clear that any significant increase to South Carolina's recycling rate or decrease in per capita disposal must include a concentrated effort to recover more organics. In addition, the recovery of this material has economic and environmental benefits including conserving resources, creating

valuable soil amendments, reducing greenhouse gases and creating jobs.

Colleges/universities – in particular – and several state agencies are in a unique position, with thousands of students as well as hundreds of athletic programs and cafeterias, to recover food scraps. More than 379 tons of food scraps were reported recovered (e.g., composted, donated) in FY13 – an increase of 380 percent.

Consideration should be given to the following recommendations and strategies. State agencies and colleges/universities, when possible, should:

- implement or improve on-site composting programs and operations;
- develop efficient, effective and environmentally sound programs to recover food scraps;
- promote opportunities to divert prepared food to community groups and shelters; and
- work with all stakeholders to provide efficient and environmentally responsible recovery, strengthen programs and improve infrastructure to increase the quality and quantity of recovered organics.

Colleges and universities lead the way in organics recovery.

Many college and university campuses across the state are diverting yard trimmings and food scraps from landfill disposal and, in the process, saving money in avoided disposal costs.

In fact, recycling of yard trimmings (composted or mulched) increased from 1,043 tons in FY12 to 2,511 tons in FY13 – an increase of 141 percent. Food scrap composting rose from nearly 62 tons in FY12 to 219 tons in FY13. Overall, this is an increase of 147 percent. In addition, several schools donate leftover food to charitable organizations.

Pictured to the right is a large-scale, in-vessel composter used by Presbyterian College (PC) in Clinton. PC composted about 26 tons of food scraps in FY13.



Recycling by State Agencies

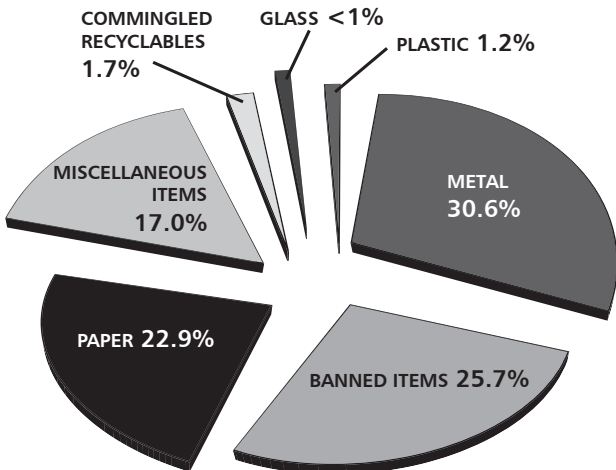
Seventy-five state agencies and other governmental bodies recycled 10,979 tons of material in fiscal year (FY) 2013 (July 1, 2012 to June 30, 2013) – about a 7 percent increase from the 10,218 tons recycled in FY12. Of that, the No. 1 commodity recycled was Metal (e.g., aluminum, ferrous metals, steel cans) followed by Banned Items (e.g., appliances, electronics, lead-acid batteries, tires, used motor oil, yard trimmings).

When it comes to buying recycled-content products, 47 agencies and governmental bodies reported purchasing recycled-content paper. In addition, 32 reported buying recycled-content toner and/or inkjet cartridges.



State agencies recycled more than 2,514 tons of paper in FY13. Metal was the top commodity recycled with nearly 3,360 tons collected.

Percentage of Recyclables Collected by State Agencies



NOTE: Percentages do not add up to 100.0 percent due to the rounding of numbers.

State Agencies Reporting for FY13

- Administrative Law Court
- Arts Commission
- Attorney General
- Budget and Control Board
- Commission for the Blind
- Commission for Minority Affairs
- Commission on Higher Education
- Commission on Indigent Defense
- Commission on Prosecution Coordination
- Comptroller General
- Court Administration
- Criminal Justice Academy
- Department of Agriculture
- Department of Alcohol and Other Drug Abuse Services
- Department of Archives and History
- Department of Commerce
- Department of Consumer Affairs
- Department of Corrections
- Department of Disabilities and Special Needs
- Department of Education
- Department of Employment and Workforce
- Department of Health and Environmental Control
- Department of Health and Human Services
- Department of Insurance
- Department of Juvenile Justice
- Department of Labor, Licensing and Regulation
- Department of Mental Health
- Department of Motor Vehicles
- Department of Natural Resources
- Department of Parks, Recreation and Tourism
- Department of Probation, Parole and Pardon Services
- Department of Public Safety
- Department of Revenue
- Department of Social Services
- Department of Transportation
- Education Lottery Commission
- Educational Television Network
- Emergency Management Division
- Ethics Commission
- Forestry Commission
- Governor's Mansion
- Governor's School for the Arts and Humanities
- Governor's School for Science and Mathematics
- Higher Education Tuition Grants Commission
- House of Representatives
- Human Affairs Commission
- Jobs-Economic Development Authority
- Legislative Audit Council
- Legislative Council
- Legislative Printing, Information and Technology Systems
- Military Department
- Office of the Governor
- Office of the Lt. Governor
- Office of Regulatory Staff
- Office of the State Auditor
- Office of the State Treasurer
- Patients' Compensation Fund
- Patriots Point Development Authority
- Public Employee Benefit Authority
- Public Service Commission
- Santee Cooper
- School for the Deaf and Blind
- Sea Grant Consortium
- Secretary of State
- Senate
- State Accident Fund
- State Housing Finance and Development Authority
- State Law Enforcement Division
- State Library
- State Museum
- State Ports Authority
- Technical College System
- Vocational Rehabilitation Department
- Wil Lou Gray Opportunity School
- Workers' Compensation Commission

Commodities Recycled in Tons by State Agencies		
COMMODITIES RECYCLED		AMOUNT (tons)
BANNED ITEMS	Appliances	38.94
	Electronics	1,706.90
	Lead-acid batteries	48.75
	Tires	146.20
	Used motor oil	868.47
	Yard trimmings	8.26
TOTAL BANNED ITEMS		2,817.52
COMMINGLED RECYCLABLES	May include: aluminum cans; cardboard; paper; and/or plastic	191.95
TOTAL COMMINGLED RECYCLABLES		191.95
GLASS (Containers & Packaging)	Brown	0.94
	Clear	1.68
	Green	0.25
	Other/mixed glass	93.78
TOTAL GLASS		96.65
METAL	Aluminium (cans, foil)	225.65
	Ferrous metals	2,360.10
	Steel cans	161.18
	Other/mixed metal	612.11
TOTAL METAL		3,359.04
PAPER	Books	57.06
	Cardboard	691.22
	Magazines	11.40
	Newspapers and inserts	7.20
	Office paper	1,411.74
	Paperboard	0.91
	Phone books	11.87
	Other/mixed paper	323.18
TOTAL PAPER		2,514.58
PLASTIC	HDPE	67.51
	LDPE	0.16
	PET	1.77
	Vinyl	0.60
	Other/mixed plastic	64.78
TOTAL PLASTIC		134.82
MISCELLANEOUS ITEMS	Antifreeze	15.51
	Carpet	0.85
	* Wood includes furniture, cabinets and pallets.	60.03
	Construction & demolition debris	834.88
	** Other includes ballasts, car parts, fishing line, oily rags and parts washer waste.	7.47
	Cooking oil	13.30
	Fluorescent bulbs	2.43
	Food scraps	15.06
	Inkjet/toner cartridges	2.43
	Paint (oil or latex)	3.66
	Rechargeable batteries	43.66
	Used oil filters	803.71
	Wood*	61.22
	Other**	
	TOTAL MISCELLANEOUS ITEMS	
TOTAL FOR ALL		10,978.77

SCDC plays key role in recycling collection.

The S.C. Department of Corrections (SCDC) offers recycling collection services for state agencies as well as state-supported colleges/universities throughout South Carolina.

In FY13, SCDC collected a wide range of recyclables – including traditional items as well as athletic shoes, books and textiles – from more than 40 state agencies and state government facilities in the Columbia area.

There is a fee for this service – which also includes assistance with annual reporting requirements. Participating programs may need to provide recycling containers.

SCDC has added a new service for sensitive documents. They can provide a locked roll cart that will be serviced only by authorized personnel.

Participants will see a significant reduction in the amount of material going to the landfill and as such may be able to reduce disposal costs.



Recycling by Colleges/Universities

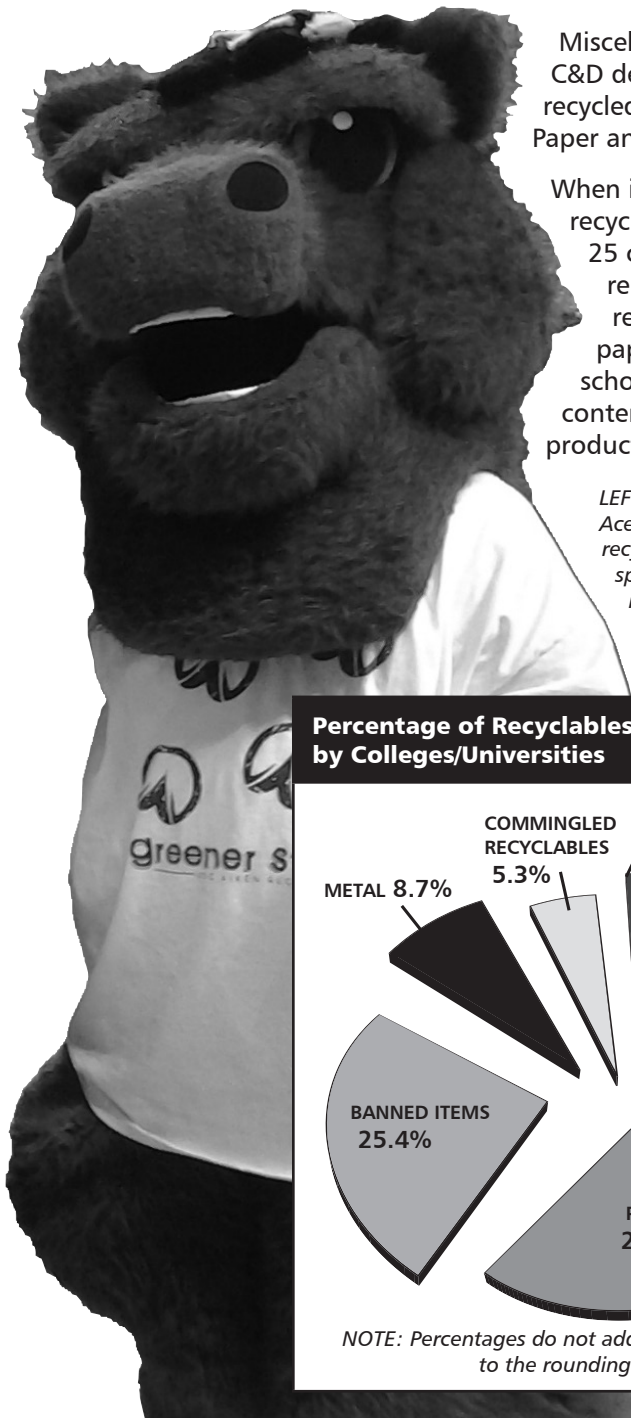
Thirty-six colleges/universities reported recycling about 14,074 tons of material in fiscal year (FY) 2013 (July 1, 2012 to June 30, 2013) – about a 54 percent increase from the 9,117 tons recycled in FY12.

One of the reasons for this increase was the number of schools reporting rose from 27 to 36. In addition, more cardboard, electronics, metal and construction and demolition (C&D) debris was recycled. Recovery of food scraps also increased by more than 380 percent.

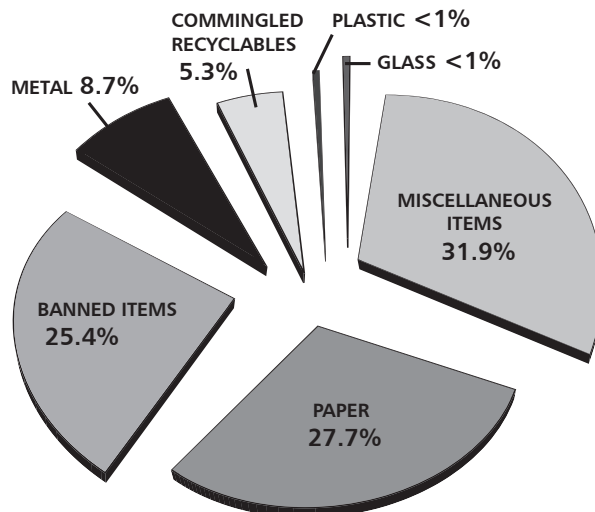
Miscellaneous Items (mostly C&D debris) were the most recycled commodity followed by Paper and Banned Items.

When it comes to buying recycled-content products, 25 colleges and universities reported purchasing recycled-content copy paper, followed by 18 schools purchasing recycled-content bathroom paper products.

LEFT: The USC-Aiken mascot – Ace Pacer – helps to encourage recycling at many of the school's sporting events. He recently reminded the audience to recycle at a zero-waste basketball game.



Percentage of Recyclables Collected by Colleges/Universities



NOTE: Percentages do not add up to 100.0 percent due to the rounding of numbers.

Colleges/Universities Reporting for FY13

- Aiken Technical College
- Bob Jones University
- Central Carolina Technical College
- Charleston Southern University
- The Citadel
- Claflin University
- Clemson University
- Coastal Carolina University
- Coker College
- College of Charleston
- Converse College
- Denmark Technical College
- Erskine College and Seminary
- Florence-Darlington Technical College
- Francis Marion University
- Furman University
- Greenville Technical College
- Horry-Georgetown Technical College
- Lander University
- Medical University of South Carolina
- Midlands Technical College
- Northeastern Technical College
- Orangeburg-Calhoun Technical College
- Piedmont Technical College
- Presbyterian College
- Spartanburg Community College
- Technical College of the Lowcountry
- Trident Technical College
- University of South Carolina (USC)
- USC – Aiken
- USC – Lancaster
- USC – Sumter
- USC – Upstate
- Williamsburg Technical College
- Winthrop University
- York Technical College

Commodities Recycled in Tons by Colleges and Universities		
COMMODITIES RECYCLED		AMOUNT (tons)
BANNED ITEMS	Appliances	628.91
	Electronics	344.11
	Lead-acid batteries	9.95
	Tires	47.75
	Used motor oil	34.05
	Yard trimmings	2,511.26
TOTAL BANNED ITEMS		3,576.03
COMMINGLED RECYCLABLES	May include: aluminum cans; cardboard; glass; paper; and/or plastic	750.95
TOTAL COMMINGLED RECYCLABLES		750.95
GLASS (Containers & Packaging)	Brown	0.05
	Clear	4.16
	Green	0.00
	Other/mixed glass	20.21
TOTAL GLASS		24.42
METAL	Aluminium (cans, foil)	11.45
	Ferrous metals	351.44
	Steel cans	35.79
	Other/mixed metal	824.55
TOTAL METAL		1,223.23
PAPER	Books	46.08
	Cardboard	2,127.16
	Magazines	8.16
	Newspapers and inserts	4.54
	Office paper	1,081.97
	Paperboard	1.20
	Phone books	2.06
	Other/mixed paper	631.83
TOTAL PAPER		3,903.00
PLASTIC	HDPE	3.51
	LDPE	2.40
	PET	23.46
	Vinyl	0.00
	Other/mixed plastic	70.61
TOTAL PLASTIC		99.98
MISCELLANEOUS ITEMS	Antifreeze	6.48
	Carpets	46.70
	Clothing/textiles	0.39
	Construction & demolition debris	3,902.86
	Cooking oil	56.05
	Fluorescent bulbs	24.27
	Food scraps	218.95
	Inkjet/toner cartridges	15.76
	Paint (oil or latex)	5.32
	Rechargeable batteries	1.48
	Used oil filters	0.98
	Wood*	180.63
	Other**	36.49
	TOTAL MISCELLANEOUS ITEMS	
TOTAL FOR ALL		14,073.97

More Waste Reduction Efforts on Campus ...


Many college/university campuses have begun programs to encourage the reuse of unwanted material, especially at the end of the semester when students are moving out of campus housing.

These programs give students an opportunity to donate various items including:

- clothing;
- food;
- furniture;
- appliances;
- books;
- hangers; and
- electronics.

In some cases, the items are held over until the start of the next semester when students can use the items again. The University of South Carolina holds a yard sale for the community a few weeks after graduation to sell reusable items donated by students.

In FY13, about **1,730 tons** were reported as being reused. This is a decrease of 18 percent from the 2,043 tons reported as being reused in FY12.




"The S.C. State Agencies/Colleges & Universities Recycling & Buy Recycled Annual Report" is submitted by DHEC in compliance with S.C. Code of Laws 44-96-140. Additionally, Act 119 of 2005 mandates that agencies provide all reports to the General Assembly in an electronic format.

Fiscal Year

20



13



Please Recycle
Bottles and Cans Here



LIVE POSITIVELY Coca-Cola

Printed on RECYCLED-CONTENT Paper
CR-010833 10/13