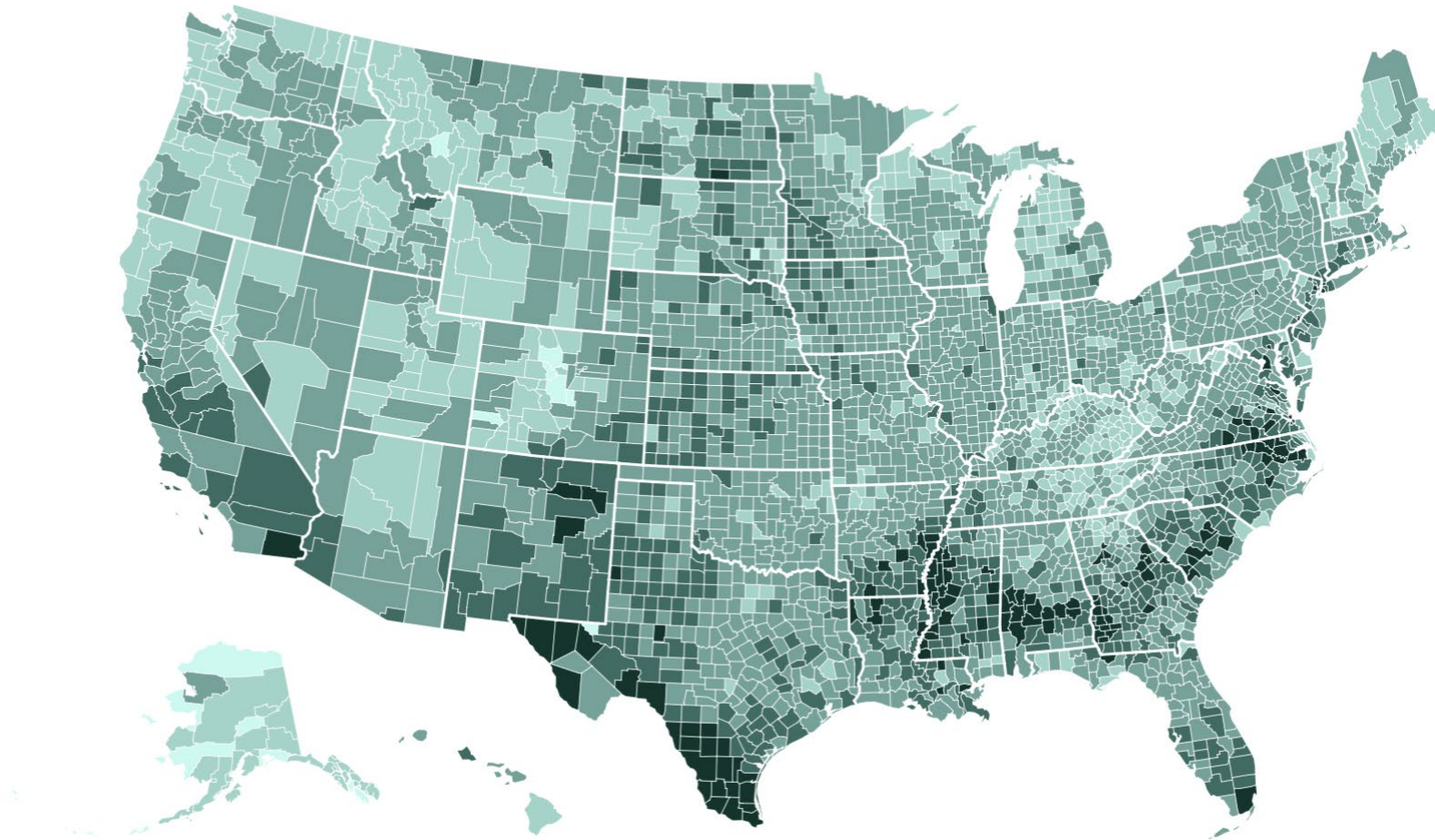
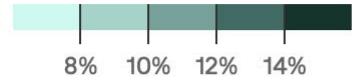




**USC Brain Health**

Among residents ages 65 and older; As of 2020

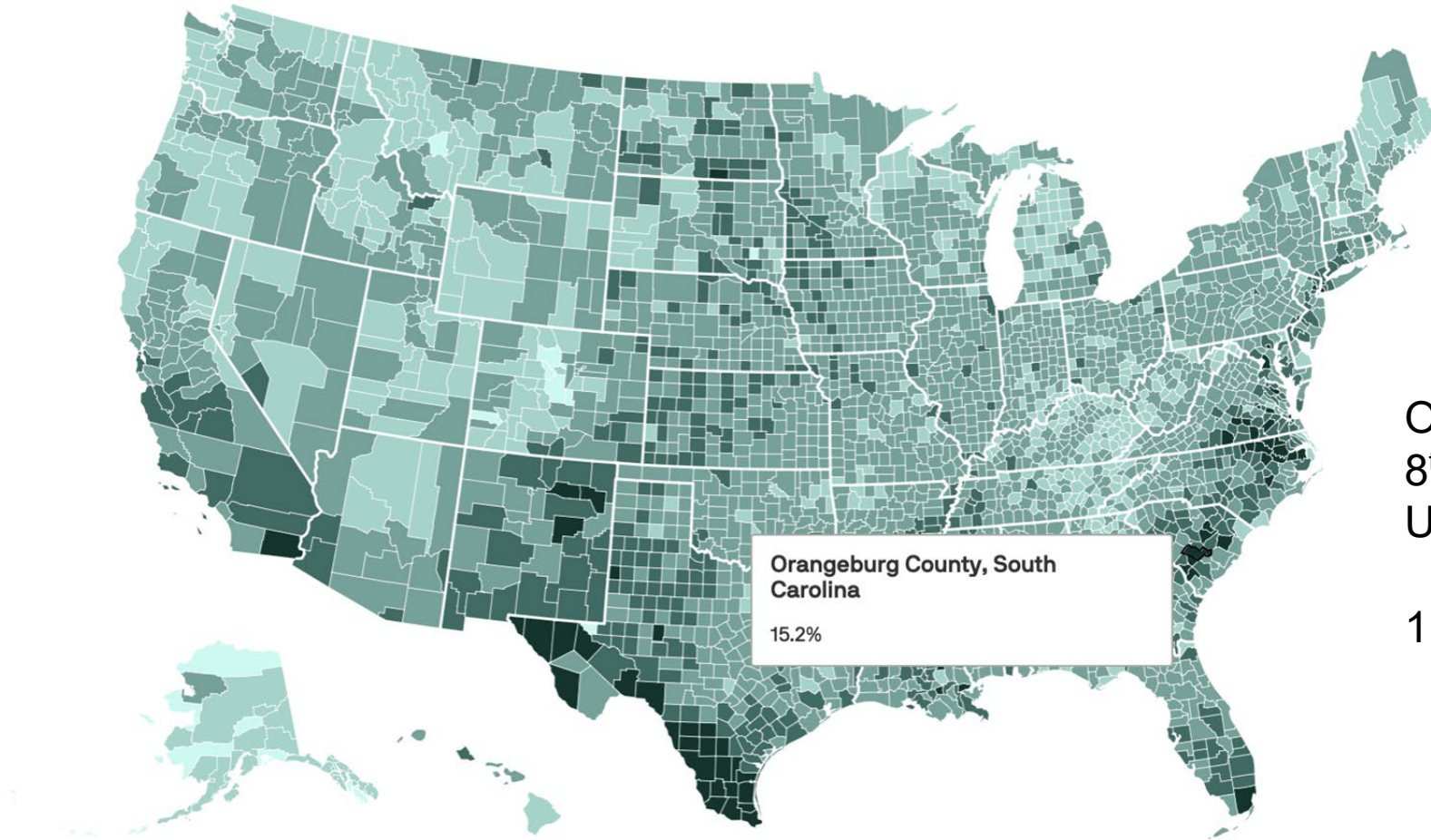
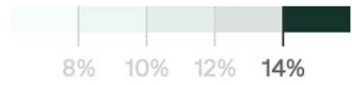


Data: Dhana, et al., 2023, "Prevalence of Alzheimer's disease dementia in the 50 U.S. states and 3,142 counties"; Map: Kavya Beheraj/Axios



**USC Brain Health**

Among residents ages 65 and older; As of 2020



Orangeburg County, South  
Carolina

15.2%

Orangeburg county  
8<sup>th</sup> highest prevalence in the  
US

1 out of every 6<sup>th</sup> adult > 65y/o

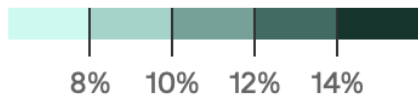
Data: Dhana, et al., 2023, "Prevalence of Alzheimer's disease dementia in the 50 U.S. states and 3,142 counties"; Map: Kavya Beheraj/Axios



**USC Brain Health**



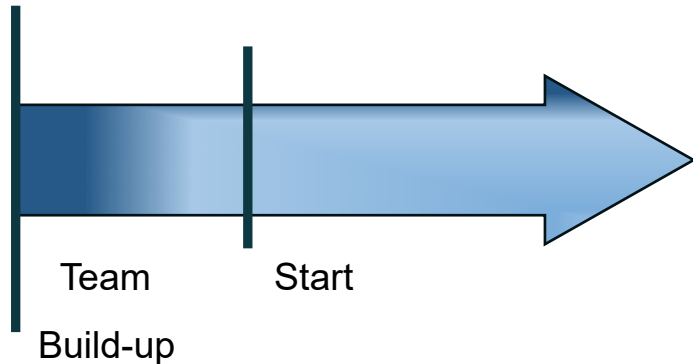
Among residents ages 65 and older; As of 2020



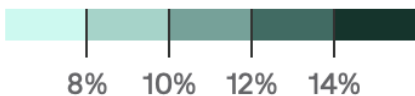
UNIVERSITY OF  
**South Carolina**

## Legislative support

Summer 2023 Jan. 24



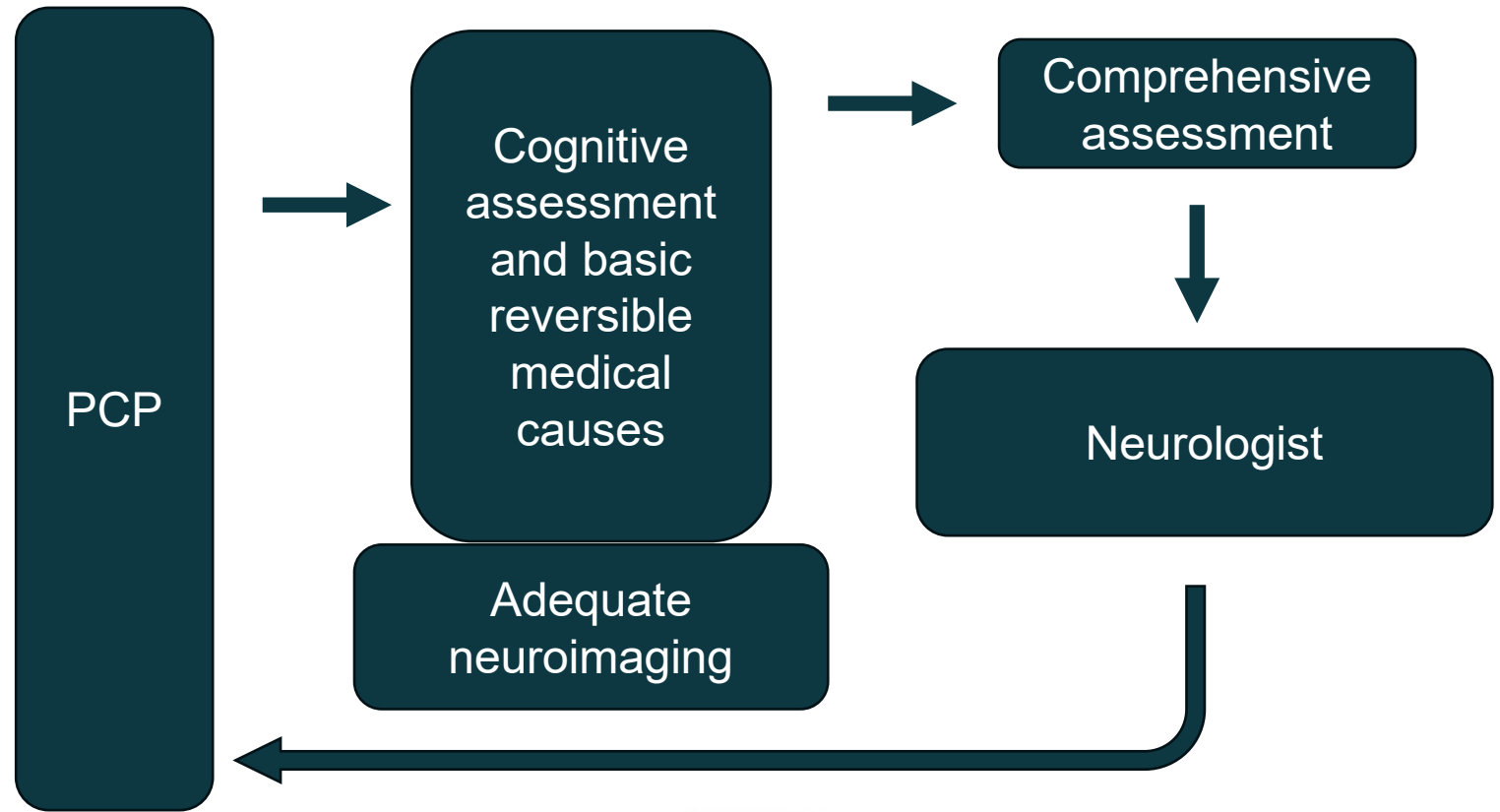
Among residents ages 65 and older; As of 2020



**USC Brain Health**

National Plan to Address  
Alzheimer's Disease:  
2023 Update

# From 9 months to 4 weeks or less



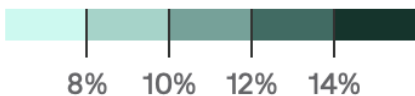
U.S. Department of Health and Human Services



**USC Brain Health**

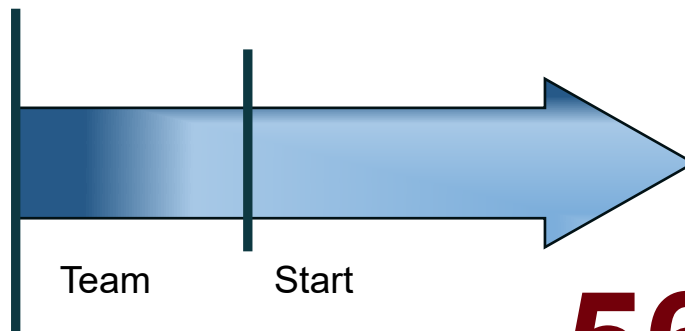


Among residents ages 65 and older; As of 2020



### Legislative support

Summer 2023 Jan. 24



**5** Clinic Sites

**411** Patient Visits

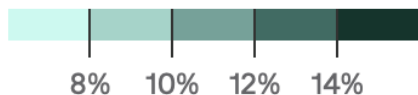
**56** Referring Providers



**USC Brain Health**

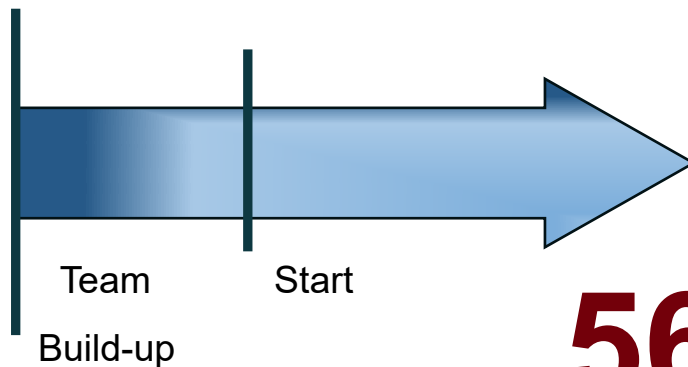


Among residents ages 65 and older; As of 2020



### Legislative support

Summer 2023 Jan. 24



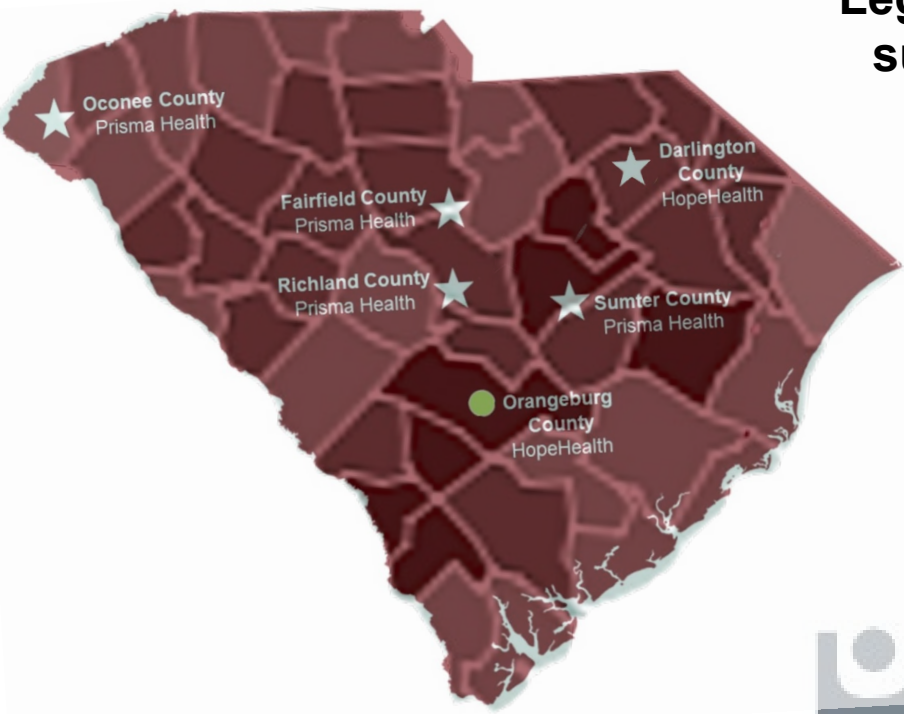
**5** Clinic Sites

**411** Patient Visits

**56** Referring Providers

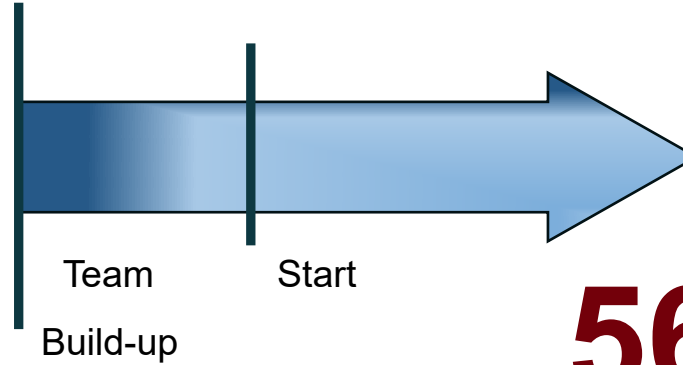






## Legislative support

Summer 2023 Jan. 24

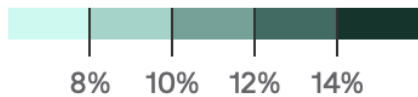


**5** Clinic Sites

**411** Patient Visits

**56** Referring Providers

Among residents ages 65 and older; As of 2020



# PATIENT, CAREGIVER AND PROVIDER IMPACT

“The fact that Brain Health is going into areas and markets so that people don’t have to go into the larger cities to gain access to **programs like this is tremendous.** I just cannot thank you enough.”

— *Laura Haynes, caregiver*

“When the USC Brain Health staff told us they’d be with us throughout this journey, it was such a **relief.** We now have a central point of contact and people who truly understand what we’re going through.” — *Kim S., caregiver*

“Everybody in your department has been **professional, positive, and polite.** I feel y’all have really tried to help me.” — *Bobby B., patient*

“The USC Brain Health Network and its Certified Community Health Workers have been a big add to the **quality of services** we provide.” — *Dr. Mark Shaffer, Prisma Health, Winnsboro, SC*



**USC Brain Health**



**USC Brain Health**

West View

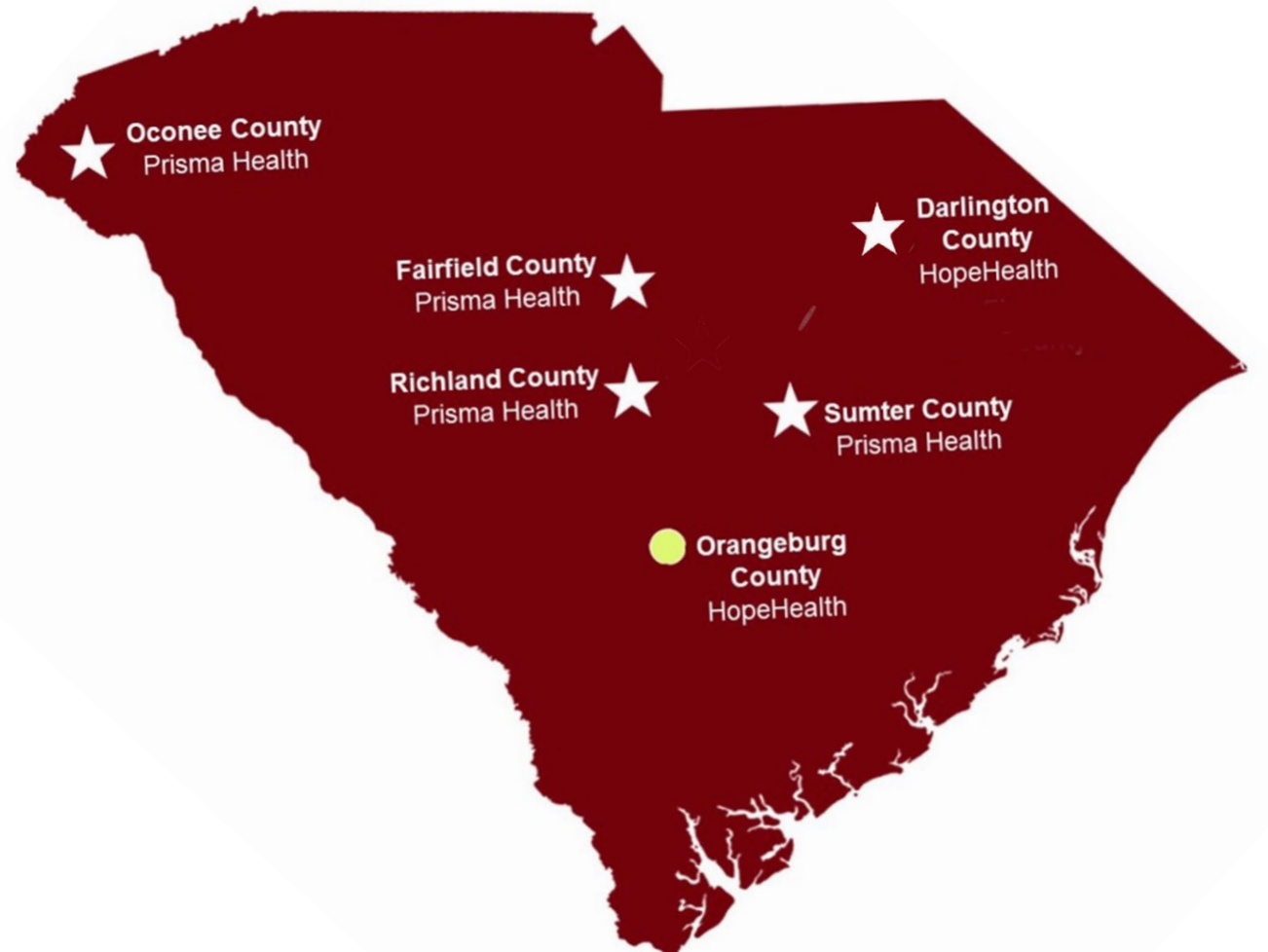
# BRAIN HEALTH CENTER



**USC Brain Health**

# POTENTIAL PROJECT SITES

County	Population Age 65+	Estimated Alzheimer's Cases	Prevalence Rate (%)
Richland	57,200	7,600	13.2
Fairfield	5,200	700	13.5
Sumter	18,300	2,700	14.5
Darlington	13,400	1,700	13
Oconee	19,300	1,900	9.9
Orangeburg	18,000	2,700	15.2
Chesterfield	8,800	1,100	12.1
Aiken	35,400	4,100	11.5
Jasper	6,900	800	11.4
Anderson	38,000	4,200	11.1
Florence	24,600	3,200	12.9
Georgetown	18,900	2,100	11.2
Lexington	51,100	5,400	10.5



**USC Brain Health**

# POTENTIAL PROJECT SITES

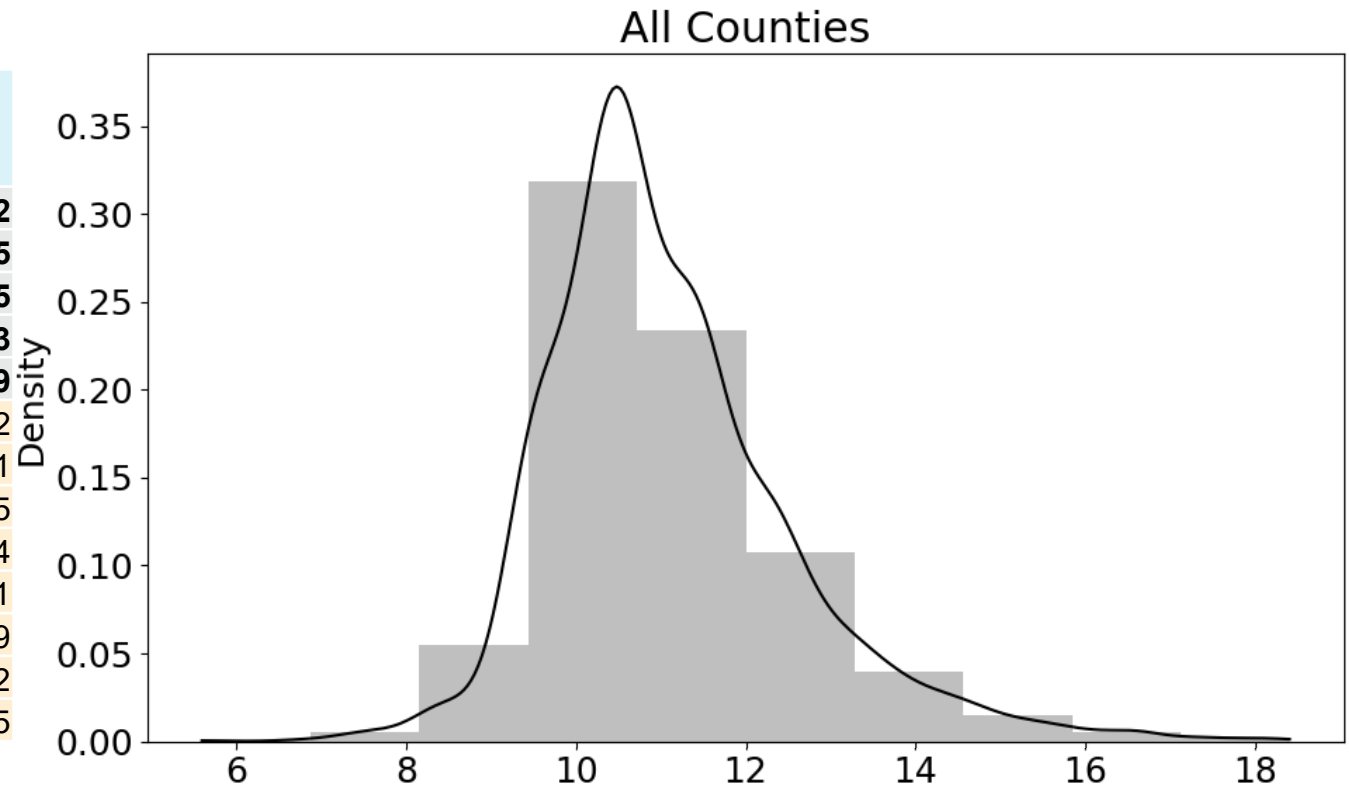
County	Population Age 65+	Estimated Alzheimer's Cases	Prevalence Rate (%)
Richland	57,200	7,600	13.2
Fairfield	5,200	700	13.5
Sumter	18,300	2,700	14.5
Darlington	13,400	1,700	13
Oconee	19,300	1,900	9.9
Orangeburg	18,000	2,700	15.2
Chesterfield	8,800	1,100	12.1
Aiken	35,400	4,100	11.5
Jasper	6,900	800	11.4
Anderson	38,000	4,200	11.1
Florence	24,600	3,200	12.9
Georgetown	18,900	2,100	11.2
Lexington	51,100	5,400	10.5



**USC Brain Health**

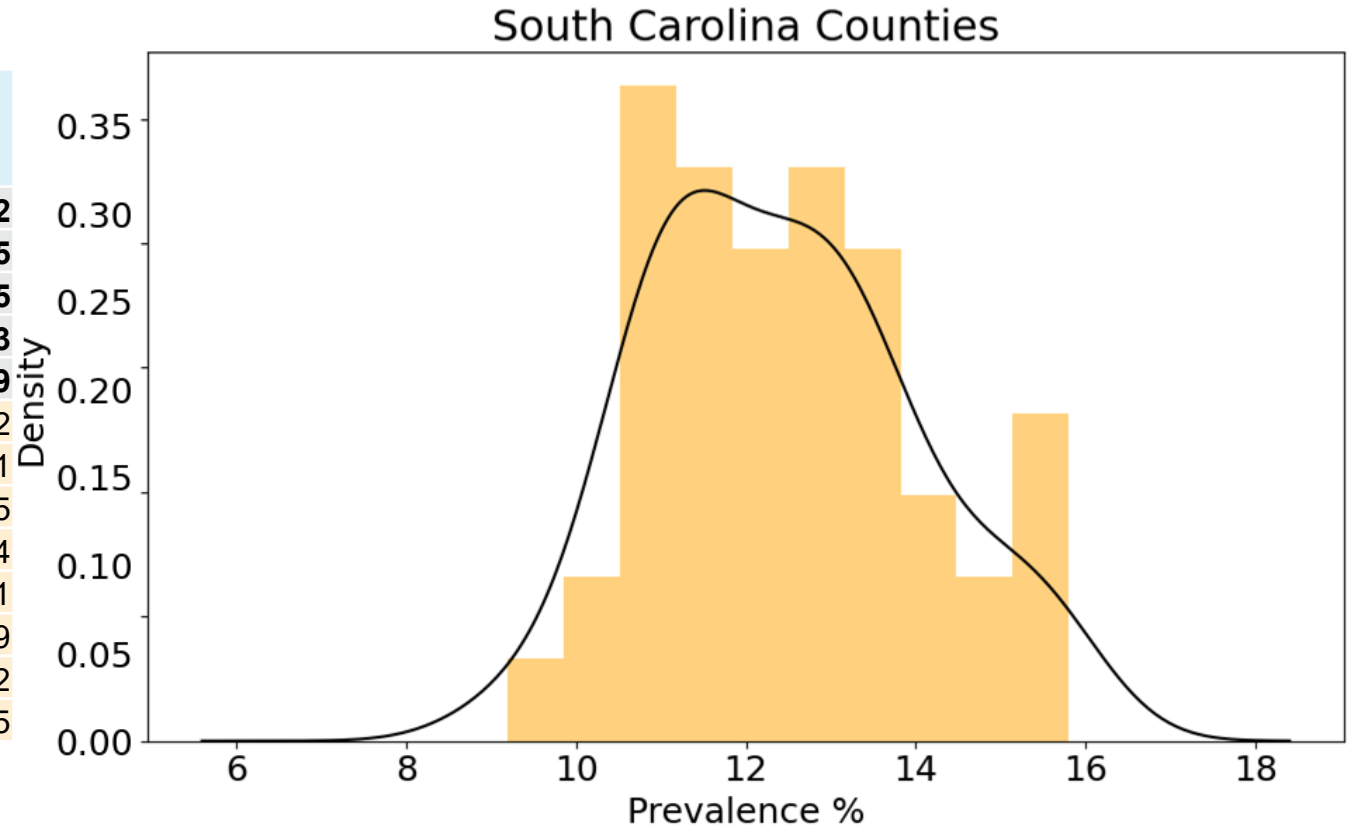
# POTENTIAL PROJECT SITES

County	Population Age 65+	Estimated Alzheimer's Cases	Prevalence Rate (%)
Richland	57,200	7,600	13.2
Fairfield	5,200	700	13.5
Sumter	18,300	2,700	14.5
Darlington	13,400	1,700	13
Oconee	19,300	1,900	9.9
Orangeburg	18,000	2,700	15.2
Chesterfield	8,800	1,100	12.1
Aiken	35,400	4,100	11.5
Jasper	6,900	800	11.4
Anderson	38,000	4,200	11.1
Florence	24,600	3,200	12.9
Georgetown	18,900	2,100	11.2
Lexington	51,100	5,400	10.5



# POTENTIAL PROJECT SITES

County	Population Age 65+	Estimated Alzheimer's Cases	Prevalence Rate (%)
Richland	57,200	7,600	13.2
Fairfield	5,200	700	13.5
Sumter	18,300	2,700	14.5
Darlington	13,400	1,700	13
Oconee	19,300	1,900	9.9
Orangeburg	18,000	2,700	15.2
Chesterfield	8,800	1,100	12.1
Aiken	35,400	4,100	11.5
Jasper	6,900	800	11.4
Anderson	38,000	4,200	11.1
Florence	24,600	3,200	12.9
Georgetown	18,900	2,100	11.2
Lexington	51,100	5,400	10.5





# POTENTIAL PROJECT SITES

County	Population Age 65+	Estimated Alzheimer's Cases	Prevalence Rate (%)
Richland	57,200	7,600	13.2
Fairfield	5,200	700	13.5
Sumter	18,300	2,700	14.5
Darlington	13,400	1,700	13
Oconee	19,300	1,900	9.9
Orangeburg	18,000	2,700	15.2
Chesterfield	8,800	1,100	12.1
Aiken	35,400	4,100	11.5
Jasper	6,900	800	11.4
Anderson	38,000	4,200	11.1
Florence	24,600	3,200	12.9
Georgetown	18,900	2,100	11.2
Lexington	51,100	5,400	10.5

