

AGENCY NAME:	ARTS COMMISSION		
AGENCY CODE:	H910	SECTION:	028

Fiscal Year 2020–2021 Accountability Report

SUBMISSION FORM

I have reviewed and approved the data submitted by the agency in the following online forms:

- Reorganization and Compliance
- Strategic Plan Results
- Strategic Plan Development
- Legal
- Services
- Partnerships
- Report or Review

I have reviewed and approved the financial report summarizing the agency’s budget and actual expenditures, as entered by the agency into the South Carolina Enterprise Information System.

The information submitted is complete and accurate to the extent of my knowledge.

AGENCY DIRECTOR (SIGN AND DATE):	Signature on file.
(TYPE/PRINT NAME):	David T. Platts

BOARD/CMSN CHAIR (SIGN AND DATE):	Signature on file.
(TYPE/PRINT NAME):	Delores “Dee” Crawford

FY 2020-2021 Agency Accountability Report
Reorganization and Compliance Responses:

These responses were submitted for the FY 2020-2021 Accountability Report by the

ARTS COMMISSION

Primary Contact:

First Name	Last Name	Role/Title	Phone	Email Address
Milly	Hough	Senior Deputy Director	803-734-8698	mough@arts.sc.gov

Secondary Contact

First Name	Last Name	Role/Title	Phone	Email Address
Jason	Rapp	Communications Director	803-734-8899	jrapp@arts.sc.gov

Agency Mission

The mission of the South Carolina Arts Commission is to promote equitable access to the arts and support the cultivation of creativity in South Carolina.

Adopted in: 2020

Agency Vision

We envision a South Carolina where the arts are valued and all people benefit from a variety of creative experiences

Adopted in: 2020

Recommendations for reorganization requiring legislative change.

No

Please list significant events related to the agency that occurred in FY 2020-2021.

Month Started	Month Ended	Description of Event	Agency Measures Impacted	Other Impacts
July	October	New Strategic Plan finalized	All	
July	June	Reduced opportunity county Tier One list to 0	1.1	
July	June	Awarded grants in all 46 counties	1.1	
July	June	Launched Emerging Artist grant for early-career artists.	2.1, 2.3	
July	June	Launched S.C. Artists in Action	2.2	
May	June	Announced new partnership with SC Dept of Education	3.1, 3.2, 3.3	
July	June	Revamped Teacher Standards Implementation grant into Arts Teacher Support grant	3.1, 3.3	
July	June	Launched new District Arts Support grant	3.1, 3.3	
June	June	Moved part-time Art of Community staff member to full-time	4.4	

Does the agency intend to make any other major reorganization to divisions, departments, or programs to allow the agency to operate more effectively and efficiently in FY 2021-22?

Note: It is not recommended that agencies plan major reorganization projects every year. This section should remain blank unless there is a need for reorganization.

Yes

Hire an Arts Industry Director to manage statewide programs for arts organizations, including local arts councils, nonprofits, businesses, and non-arts organizations serving as arts providers.

Is the agency in compliance with S.C. Code Ann. § 2-1-220, which requires submission of certain reports to the Legislative Services Agency for publication online and the State Library? See also S.C. Code Ann. § 60-2-20.

Yes

If not, please explain why.

Is the agency in compliance with various requirements to transfer its records, including electronic ones, to the Department of Archives and History? See the Public Records Act (S.C. Code Ann. § 20-1-10 through 20-1-180) and the South Carolina Uniform Electronic Transactions Act (S.C. Code Ann. § 26-6-10 through 26-6-210).

Yes

These responses were submitted for the FY 2020-2021 Accountability Report by the

ARTS COMMISSION

Does the law allow the agency to promulgate regulations?

No

AGENCY NAME:	Arts Commission		
AGENCY CODE:	H910	SECTION:	28

AGENCY'S DISCUSSION AND ANALYSIS

The mission of the [South Carolina Arts Commission](#) is based on the 1967 act which created it, charging the agency “to insure that the arts... will continue to grow and play an ever more significant part in the welfare and educational experiences of our citizens.” It identifies four priorities for the agency:

1. To stimulate and encourage throughout the State the study and presentation of the performing and fine arts and public interest and participation therein;
2. To make such studies as may be deemed advisable of public and private institutions engaged within the State in artistic and cultural activities, including but not limited to music, theater, dance, painting, sculpture, architecture and allied arts and crafts, and to make recommendations concerning appropriate methods to encourage participation in and appreciation of the arts to meet the legitimate needs and aspirations of persons in all parts of the State;
3. To take such steps as may be necessary and appropriate to encourage public interest in the cultural heritage of the State of South Carolina and to expand the State's cultural resources; and
4. To do such other things as may be necessary to carry out the provisions of this chapter (*SC Code of Laws, Section 60-15-60*).

The Arts Commission works to accomplish its mission by focusing resources in three areas:

- **Arts Education**, to establish the arts as an integral part of South Carolina’s educational systems and the lifelong learning process of our citizens;
- **Community Development**, to stimulate the development of South Carolina’s culturally diverse arts resources and organizations and promote creative partnerships to improve the quality of lives, preserve cultural heritage, and enhance economic growth; and
- **Artist Development**, to encourage, nurture and support the artistic growth and the personal and economic well-being of South Carolina’s artists.

The Arts Commission accomplishes its goals through four main strategies:

- **Staff Assistance** – The Arts Commission’s staff of experienced arts professionals consult with and assist local organizations, governments, schools, artists, and citizens. These services are delivered via direct interaction between staff and constituents.
- **Direct Programs** – Programs, exhibitions, conferences, awards, and other events wholly produced and presented by the Arts Commission, usually targeted to a statewide audience.
- **Partnerships** – Building strong programmatic and financial relationships with strategically aligned organizations to maximize productivity, cost effectiveness, statewide reach, and inclusiveness for a variety of statewide programs.
- **Grants** – Cash awards with matching and reporting requirements, designed to support and advance the state’s long-range and strategic goals for the arts and delivered through an accountable and transparent application and review process.

The South Carolina Arts Commission is located at 1026 Sumter Street, Suite 200, in Columbia. At the end of FY2021, the SCAC employed a staff of 19: 17 full-time and 2 part-time employees.

AGENCY NAME:	Arts Commission		
AGENCY CODE:	H910	SECTION:	28

Major Achievements for FY2021

Planning process

- The agency’s new strategic plan (FY2021-2025) was approved by the board in October 2020. The planning process, Canvass of the People 2020, included input gathered from more than 1,500 participants during 17 in-person meetings and through an online survey offered in English and Spanish. Sessions were held specifically for arts educators and the Hispanic and Native American communities. The agency also updated its vision, mission, and values. This five-year plan marks a move away from the agency’s previous 10-year long range planning cycle.

Pandemic Response

- SCAC continued to monitor the pandemic’s impact and advocate for arts providers and artists to receive additional recovery assistance. In April 2021, the agency collaborated with the Donnelly Foundation and Together SC on a statewide survey to document the pandemic's impact on nonprofits. Five questions specific to the arts were included. Results showed that although the arts subsector is resilient, government support has proven essential to survival, and additional dollars are needed. SCAC shared this information with state legislators during the FY22 budget process and secured one-time state appropriations of \$2 million for recovery grants. These funds, along with American Rescue Plan (ARP) funds of \$768,700 received from the National Endowment for the Arts, will be awarded by the end of calendar year 2021.

Equitable Access for Underserved Populations

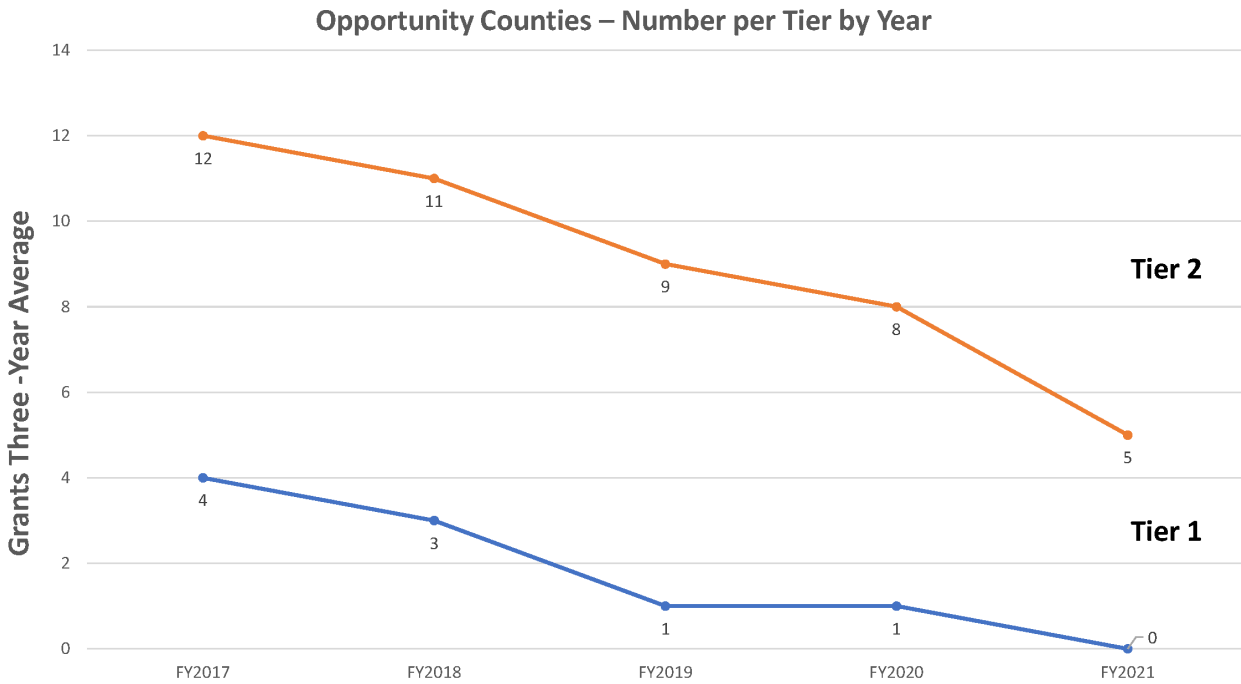
- SCAC continued its partnership with the Hispanic Alliance, which expands the Arts Commission's reach into an underserved community. The first Spanish language content was added to the agency's news website, The Hub (scartshub.com), and Google Translate was activated on the main website (southcarolinaarts.com) so visitors can translate content into more than 100 languages.
- SCAC continued to partner with the Coastal Community Foundation (CCF) to administer that organization’s Expansion Arts Fund (\$14,339) which supports the work of new and emerging arts groups and artists, especially those from minority, rural or disadvantaged communities in the CCF service area: Beaufort, Charleston, Colleton, Dorchester, Georgetown, Hampton, Horry, and Jasper counties.
- The agency maintained a long-term partnership with Arts Access SC to promote access to the arts for people with disabilities, providing organizational grant support and in-kind office space.
- Staff professional development included diversity, equity, and inclusion (DEI)-focused conversations, plus regional and national webinars. An online resource was created to house DEI materials to increase staff knowledge of historical perspectives and current initiatives.
- An Equity Initiatives Think Tank was organized for arts organizations. Feedback from this training is being used to develop diversity, equity, and inclusion (DEI) professional learning for arts organizations (to be offered in 2022.)
- Eight black-led or Latinx-led arts organizations participated in fundraising professional development with external partners. The Donnelly Foundation and Central Carolina Community Foundation are supporting extended training for this group of arts leaders.
- A survey and final report questions were developed for Operating Support grantees to gauge progress on diversity, equity, and inclusion (DEI) issues by these key arts organizations.

AGENCY NAME:	Arts Commission		
AGENCY CODE:	H910	SECTION:	28

- Questions about values and DEI commitment were added to the Arts Project Support grant application.

Grant making

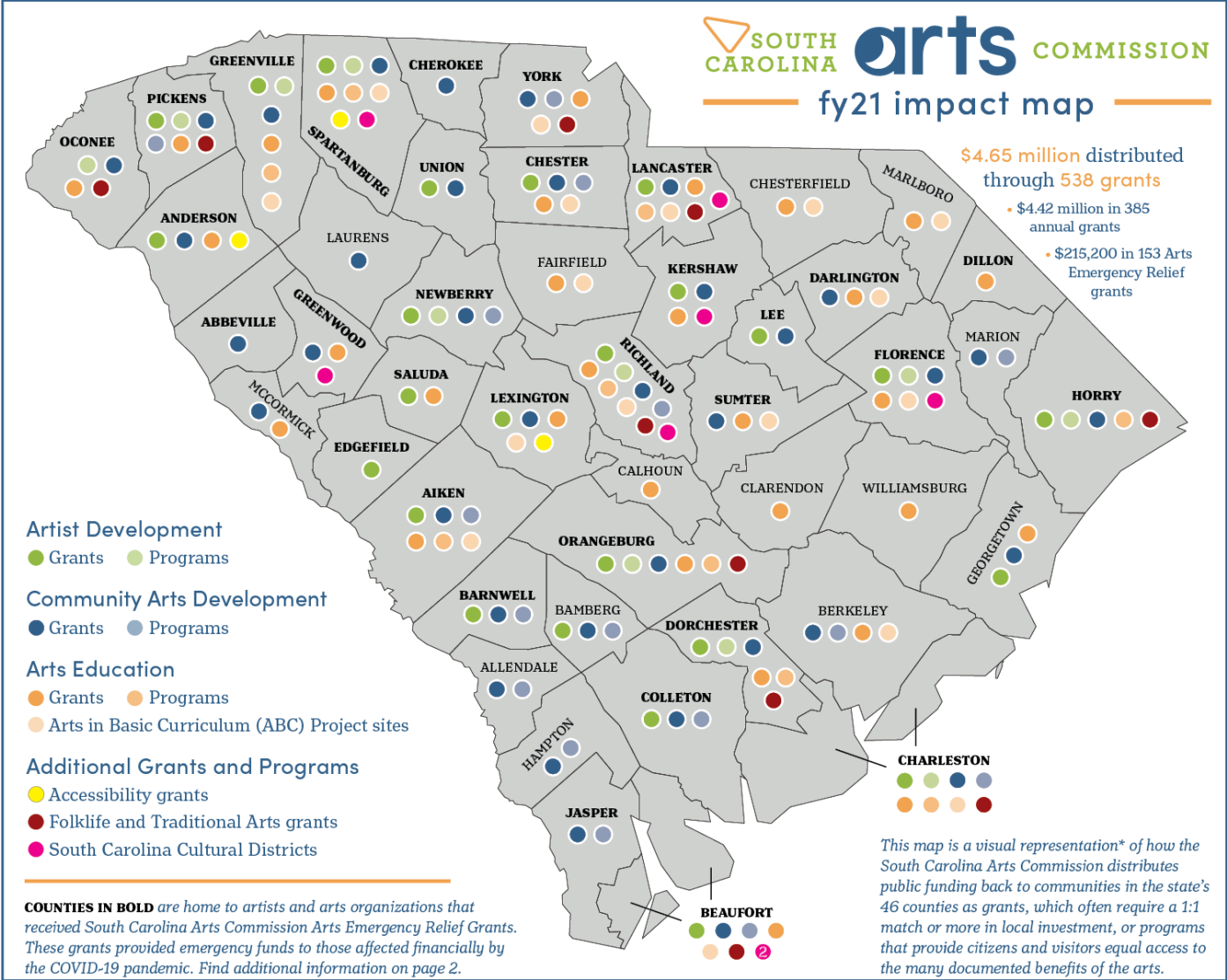
- Using a formula created by the S.C. Legislative Audit Council in 2013, the agency monitors the three-year rolling average of grants to counties. Tier One counties average less than one grant over three years; Tier Two counties average less than two grants per year. These "opportunity counties" receive increased outreach and staff assistance.
- In FY2020, the Tier One list was down from three counties to one county (Calhoun County). At the close of FY2021, Calhoun County had received an Arts Teacher Support (ATS) grant, which improved its three-year average and resulted in a move up to Tier Two from Tier One. This grant award was the result of SCAC staff initiative in reaching out to Calhoun County teachers and school district officials to introduce the new ATS grant, which was revamped from the previous Teacher Standards Initiative. (See **Arts Education** section for information about the benefits of this new grant.)
- Staff initiated outreach about grant opportunities and technical assistance to organizations and artists in counties that remain on the Tier Two list or that have moved off the list in recent years, including Allendale, Dillon, Edgefield, Laurens, Lee, Marion, and Saluda counties. Results include one arts project support grant, three grant awards to artists, an artist being hired for a poetry residency, and a referral for a Smithsonian exhibition.



AGENCY NAME:	Arts Commission		
AGENCY CODE:	H910	SECTION:	28

- The agency placed grants in all 46 counties in FY2021, awarding \$4.6 million through 538 grants to support community arts activities, artists, and arts education programs, and emergency relief around the state.

FY2021 TOTAL GRANTS AWARDED: 538	\$4,634,972
Arts Emergency Relief Grants: 153	\$215,200
Annual Grants: 385	\$4,419,772



AGENCY NAME:	Arts Commission		
AGENCY CODE:	H910	SECTION:	28

- In our ongoing effort to serve constituents more broadly statewide, the agency continues to seek additional state funds for operating support grants for community arts providers. When our FY2021 budget request was put on hold, we informed continuing operating support grantees to expect flat funding. We also notified the 19 new FY2021 applicants they would not receive operating support, but instead would receive \$1,500 through our Arts Emergency Relief grant. With additional recurring state appropriations of \$1.5 million for FY22, we have increased General Operating Support grants by 25% and Operating for Small Organizations by 35%. We also anticipate adding new applicants to the operating support pool, including any of the 19 FY2021 applicants that choose to re-apply.
- Through grant making, the SCAC supported 4.6 million arts experiences for South Carolina residents and visitors, including artists, students, and adults. Grantees annually report the number of in-person arts experiences for youth and for adults, plus the number of artists directly involved in each grant program or activity. These three subtotals (adults, youth and artists) equal total arts experiences. An "in-person arts experience" may count the same individual more than once, i.e., one theatre patron who attends three performances counts as three "experiences." SCAC annually reports this data to the National Endowment for the Arts (NEA), which sets the calculation method.
- Grants office staff offered free, live training in four areas:
 - open coaching calls for artists,
 - category-specific information for open opportunities,
 - monthly topic sessions,
 - and opportunities for one-on-one assistance in 15- and 30 -minute increments.

The category-specific and monthly topic live sessions were recorded and posted on the agency's YouTube channel and linked from the website for viewing at any time.

- The agency annually surveys grantees on measures such as staff assistance, ease of access to programs and services, relevance of programs, and the usefulness of agency communications. In FY2021, the agency's overall satisfaction score was 4.70 on a 5-point scale.
- The agency expended 75% of its state appropriation in grants – exceeding its legislative mandate of 70%.

Arts in Education

- In June 2021, SCAC announced a partnership with the S.C. Dept. of Education (SCDE) for a three-year, \$20 million initiative to address pandemic-related learning loss with proven, arts-based learning initiatives. SCAC will help schools remediate learning in core subject areas, provide summer and after-school opportunities, address art in early childhood and develop arts industry vocational certification for high school students. All programs will be designed to ensure equitable access to learning. SCAC will work with partners, including the Arts in Basic Curriculum Project, to develop arts-rich learning environments, support arts learning infrastructure at the district level, and research innovative instructional practices. The funding is derived from the \$2.1 billion in American Rescue Plan (ESSER III) funds that SCDE is set to receive.
- The Teacher Standards Implementation grant was revamped into a new Arts Teacher Support grant to offer more flexibility, including allowing multiple teachers and/or multiple projects from one school, adding professional development as an allowable expense, and offering a higher maximum grant award (increased from \$750 - \$1,200.) Staff worked closely with schools in rural counties, resulting in several new applications being submitted.

AGENCY NAME:	Arts Commission		
AGENCY CODE:	H910	SECTION:	28

- A new District Arts Support Grant was created to expand support for arts-committed school districts. Participating districts must have an arts strategic plan as well as a designated arts coordinator at the district level. This grant is not meant to supplant state or district support for the arts, but rather to support districts in innovative and strategic arts learning.
- Through grant making, the Arts Commission supported 1,099,157 learning opportunities through the arts for South Carolina’s school children in both in-school and out of school settings.
- In July 2021, Summer STEAM (science, technology, engineering, arts, and math) camp served 212 students in Allendale School District, twice as many as were served at this school district in FY2020. This camp was developed in partnership with Engaging Creative Minds, and funded by the Arts Commission.

Rural Arts Development

- The Art of Community: Rural SC Advisory Council, which includes a commissioner, staff, and leaders in arts, culture, and community development, provided guidance for programs.
- The Art of Community: Rural SC and CREATE: Rural SC networks continued weekly (virtual) meetings to share ideas and resources. Guest presenters included nationally known artists and experts in sectors such as health, economic development, and agriculture. These relationships are empowering local arts and culture leaders to collaborate with other sectors.
- Art of Community Field School hosted 15 participants from Allendale, Bamberg, Barnwell, Colleton, Newberry, and Lexington counties. Participants learned to record and edit interviews in order to create digital stories and document projects. The field school is a partnership with Appalshop and the Blackville Community Development Corporation.
- Art of Community e-newsletter and Facebook group shared resources and opportunities, and highlighted the activities of artists, mavens, creative connectors, and others involved in connecting rural communities to the arts.
- Art of Community Rural YouTube channel was created as a landing spot for videos, Zoom recordings, and podcasts.
- An Art of Community cohort attended the virtual Creative Placemaking Leadership Summit.
- Eight Communal Pen writing workshops were hosted by Museum on Main Street sites across the state, including some sites who were new to the SCAC network. These workshops have evolved into new networks of writers from across the state.
- The part-time assistant position for Art of Community was upgraded to a full-time coordinator position, providing more staff capacity to serve rural communities.

Artist Development

- The Artist Services Advisory Council, composed of artists, a commissioner, and staff, provided guidance for programs.
- Four Fellows received \$5,000 awards based on reviews of work samples by out-of-state panelists: Sarah Blackman, Greenville County, prose; John Pursley III, Greenville County, poetry; Erin Bailey, Richland County, choreography; Tanya Wideman-Davis, Richland County, dance performance.
- Through grant making, the Arts Commission supported more than 42,565 opportunities for the state’s artists to practice or participate in their art forms, enhance their skills, develop their artistic careers, and engage with their communities.
- Artist grantees assisted in identifying additional artists in rural areas to widen the reach for SCAC's emergency relief fund.
- Staff assisted six artists in successfully applying for the national Artist Relief Fund.

AGENCY NAME:	Arts Commission		
AGENCY CODE:	H910	SECTION:	28

- The Emerging Artist grant for early-career artists was launched; six artists received grants and mentorship opportunities and formed a cohort to work together.
- The Arts Project Support grant was revised to include funding for artists’ professional development.
- Four Artist Ventures Initiative grantees received mentoring.
- S.C. Artists in Action (SCAiA) was formed to provide leadership for artists in addressing diversity, equity, and inclusion issues.
- Curriculum for SHIFT/Artists U was expanded to include national presenting artists.
- Big Projects Club was launched to provide support, community, and accountability for artists pursuing ambitious goals. Artists who want to start (or transition) a major project were invited to apply, with a limit of 12 participants. The artists met monthly as a group and with staff one-on-one.

Investment in Resources

- In January 2021, SCAC began using Salesforce, a customer relationship management tool (CRM), to improve internal communications and customer service. Each interaction (email, phone call, meeting) is logged into the system along with information about the constituent’s location and their affiliation with SCAC. All staff members can see all interactions and tasks related to an individual contact or organization. This reduces multiple back-and-forth communications between staff to determine the status of inquiries and increases each staff member’s awareness of the many ways constituents interact with the agency. The CRM will provide data to better track constituent demographics and service (especially non-grants services), how quickly staff responds and resolve issues, and the types of services/information being requested.
- The agency purchased two online tools to better manage programming around the State Art Collection:
 - Artwork Archive is a cloud-based inventory management system that will improve tracking of art work purchases, and information about artists whose works are part of the collection. The new database will also improve tracking of works currently loaned to other agencies or included in exhibitions.
 - Kunstmatrix is a virtual exhibition platform that will expand the agency's ability to share the State Art Collection with anyone in the world.

Communications and Recognition

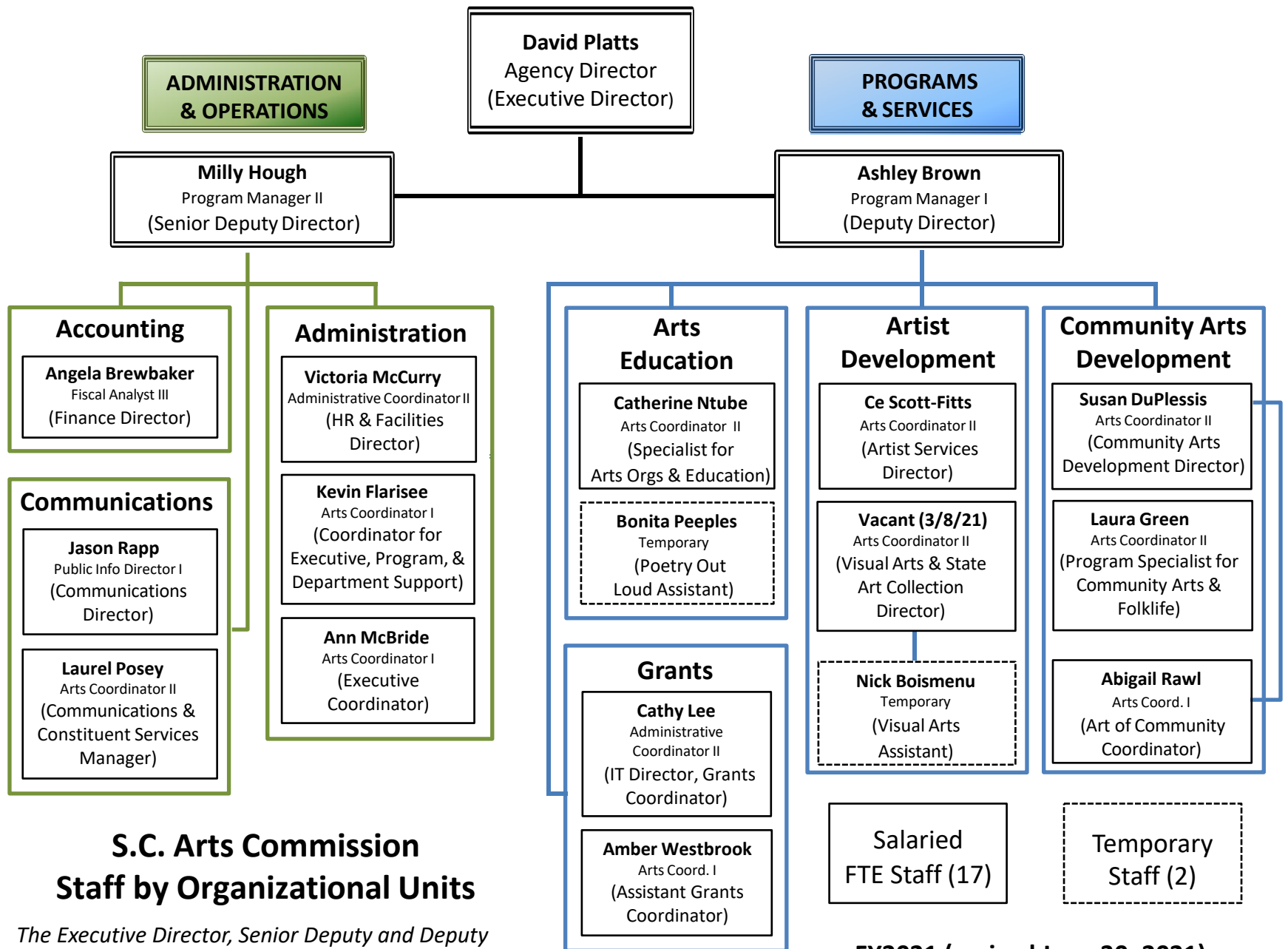
- The annual S.C. Arts Awards (Governor’s Awards for the Arts and Jean Laney Harris Folk Heritage Awards) recognized individuals and organizations for outstanding achievement and contributions to the arts in South Carolina. The virtual awards ceremony was a film produced by S.C. artists and featured interviews with recipients and testimonies from friends and family. The video announcing the ceremony livestream reached nearly 24,000 people and resulted in more than 4,000 social media engagements.
- The ninth Cultural District (Camden) was approved in October 2020.
- Communications staff posted 314 Hub articles and issued 22 news releases.
- Creativity + Public Health website page created for Community Arts Development; the new page features the website’s first Spanish content.

Looking Forward - Staffing Capacity

- The new strategic plan and the new SCDE partnership present opportunities to realign staff positions and invest in additional capacity. In early FY2022, two new positions (K-12 coordinator and a grants assistant) were created to handle the increased workload, and two program director positions were

AGENCY NAME:	Arts Commission		
AGENCY CODE:	H910	SECTION:	28

revised. The arts learning director will manage statewide programs ranging from early childhood to creative aging. The arts industry director will manage statewide programs for arts organizations, including local arts councils, nonprofits, businesses, and non-arts organizations serving as arts providers. All four positions should be filled by December 2021.



S.C. Arts Commission Staff by Organizational Units

The Executive Director, Senior Deputy and Deputy Director are included in the Administration Unit

FY2021 (revised June 30, 2021)

FY 2020-2021 Agency Accountability Report
 FY2020-21 Strategic Plan:

These responses were submitted for the FY 2020-2021 Accountability Report by the
 ARTS COMMISSION

Goal S.C. citizens and visitors benefit from diverse arts experiences in communities throughout the state, with emphasis on rural, high poverty and minority communities

Strategy 1.1 Statewide Enterprise Objective

Award grants to support access to the arts in all 46 counties Public Infrastructure and Economic Development

Measure Number	Description	Base	Target	Actual	Value Type	Desired Outcome	Time Applicable	Calculation Method	Data Source	Data Location	Primary Stakeholder	Stakeholder Need Satisfied	State Funded Program Number Responsible	Notes
1.1.1	Work intentionally to ensure that all counties are served through grants.	45	46	46	Count	Maintain	State Fiscal Year (July 1 - June 30).	Number of counties with grants	End-of-year grants report	Foundant grants management database	South Carolina citizens and visitors who experience the arts in every county.	Improved quality of life and increased economic vitality attributed to the arts.	30000.010000.000	
1.1.2	Work intentionally to decrease the number of counties on the Tier One opportunity county list from one to zero. (Calhoun County moves from Tier One to Tier Two.)	1	0	0	Count	Maintain	State Fiscal Year (July 1 - June 30).	Number of counties with grants	End-of-year grants report	Foundant grants management database	South Carolina citizens and visitors who experience the arts in Calhoun County	Improved quality of life and increased economic vitality attributed to the arts.	30000.010000.000	
1.1.3	Maintain at least half of the total arts experiences usually supported through grant making - all programs. (This measure is a realistic response to the pandemic's negative impact on arts organizations, other arts providers and artists.)	4648103	2324051	3814241	Count	equal to or greater than	State Fiscal Year (July 1 - June 30).	Grantees report number of in-person arts experiences for youth and for adults, plus number of artists directly involved in each grant program/activity. These three subtotals (Adults, Youth and Artists) equal total arts experiences. An "in-person arts experience" may count the same individual more than once; i.e. a theatre patron who attends three performances counts as three "experiences." The calculation method is set by the National Endowment for the Arts.	Final grant reports submitted by grantees at the end of each grant period (lags by 1 year; this is FY20 data)	Foundant grants management database	South Carolina adults, youth and artists who experience the arts statewide.	Improved quality of life, and increased economic vitality attributed to the arts.	30000.010000.000	

These responses were submitted for the FY 2020-2021 Accountability Report by the
ARTS COMMISSION

Goal S.C. citizens and visitors benefit from diverse arts experiences in communities throughout the state, with emphasis on rural, high poverty and minority communities

Strategy 1.2 **Statewide Enterprise Objective**

Influence SCAC constituency to increase diversity, equity & inclusion (DEI) policies and practices Public Infrastructure and Economic Development

Measure Number	Description	Base	Target	Actual	Value Type	Desired Outcome	Time Applicable	Calculation Method	Data Source	Data Location	Primary Stakeholder	Stakeholder Need Satisfied	State Funded Program Number Responsible	Notes
1.2.1	Revise Operating Support final reports to track whether grantees made progress on DEI policies and practices.	0%	100%	75%	Percent Complete	Complete	State Fiscal Year (July 1 - June 30).	Operating Support final reports include DEI questions developed in consultation with DEI consultant.	Final grant report fields are created/updated during the appropriate grant cycle	Foundant grants management database	Arts and culture sector engaged in producing and providing arts experiences and contributing to the S.C. economy	Strengthen arts providers' diversity, equity & inclusion (DEI) policies and practices	30000.010000.000	
1.2.2	Develop and distribute DEI survey to Operating Support grantees annually to evaluate progress in DEI practices.	0%	100%	50%	Percent Complete	Complete	State Fiscal Year (July 1 - June 30).	DEI survey is developed and distributed.	DEI survey	Foundant grants management database	Arts and culture sector engaged in producing and providing arts experiences and contributing to the S.C. economy	Strengthen arts providers' diversity, equity & inclusion (DEI) policies and practices	30000.010000.000	

Goal S.C. citizens and visitors benefit from diverse arts experiences in communities throughout the state, with emphasis on rural, high poverty and minority communities

Strategy 1.3 **Statewide Enterprise Objective**

Ensure equitable access by removing barriers that limit arts accessibility/participation Public Infrastructure and Economic Development

Measure Number	Description	Base	Target	Actual	Value Type	Desired Outcome	Time Applicable	Calculation Method	Data Source	Data Location	Primary Stakeholder	Stakeholder Need Satisfied	State Funded Program Number Responsible	Notes
1.3.1	Publish an Equity Statement confirming SCAC's commitment to access to the arts.	0%	100%	50%	Percent Complete	Complete	State Fiscal Year (July 1 - June 30).	Equity statement is written with input from internal DEI committee and posted on website.	SCAC website	DEI internal committee records	Arts and culture sector engaged in producing and providing arts experiences and contributing to the S.C. economy	Provide model for constituents in diversity, equity & inclusion (DEI) policies and practices	30000.010000.000	
1.3.2	Prioritize which SCAC grant categories and processes are evaluated and adjusted to reflect best practices in equitable grantmaking.	0%	100%	50%	Percent Complete	Complete	State Fiscal Year (July 1 - June 30).	Priority grant programs and related processes have been evaluated and improved if applicable. FY21 GOS, OSS, and ABC and FY22 ATS, APS Guidelines reflect improvements.	Grant program guidelines	Foundant grants management database	South Carolina individuals and organizations that apply for grants	Reduce grant application barriers for applicants	30000.010000.000	
1.3.3	Increase the frequency of online coaching sessions for SCAC applicants and grantees.	2	12	12	Count	equal to or greater than	State Fiscal Year (July 1 - June 30).	Topics and dates are scheduled and communicated in advance.	Website listing of training topics and dates	Program director files	South Carolina individuals and organizations that apply for grants	Reduce grant application barriers for applicants	30000.010000.000	

Goal Artists have opportunities to build sustainable careers in South Carolina

Strategy 2.1 **Statewide Enterprise Objective**

Develop and maintain a robust grant portfolio for individual artists Education, Training, and Human Development

Measure Number	Description	Base	Target	Actual	Value Type	Desired Outcome	Time Applicable	Calculation Method	Data Source	Data Location	Primary Stakeholder	Stakeholder Need Satisfied	State Funded Program Number Responsible	Notes
2.1.1	Retool Fellowships guidelines to better align with artistic disciplines.	0%	100%	100%	Percent Complete	Complete	State Fiscal Year (July 1 - June 30).	Fellowships rotation reflects additional disciplines currently practiced by S.C. artists.	Fellowships guidelines	Artist Services Director's program files	South Carolinians who practice various art forms to produce income and provide arts experiences	Reduce discipline-based barriers for applicants	30000.010000.000	
2.1.2	Develop and implement Emerging Artist grant program for early-career artists.	0%	100%	100%	Percent Complete	Complete	State Fiscal Year (July 1 - June 30).	Emerging Artist grants are awarded.	Grant guidelines and applications	Foundant grants management database	South Carolinians who practice various art forms to produce income and provide arts experiences	Increase funding and mentorship opportunities for less-established artists	30000.010000.000	
2.1.3	Maintain at least half of the number of artist opportunities usually supported through grant making (all programs). (This measure is a realistic response to the pandemic's negative impact on arts organizations, other arts providers and artists.)	61523	30761	42565	Count	equal to or greater than	State Fiscal Year (July 1 - June 30).	Grantees report number of in-person arts experiences, which includes the number of artists directly involved in each grant program/activity. An "in-person arts experience" may count the same individual more than once; i.e. a theatre patron who attends three performances counts as three "experiences." The calculation method is set by the National Endowment for the Arts.	Final grant reports submitted by grantees at the end of each grant period (lags by 1 year; this is FY20 data)	Foundant grants management database	South Carolinians who practice various art forms to produce income and provide arts experiences	Maintain opportunities for artists to create and sell their work	30000.010000.000	

Goal Artists have opportunities to build sustainable careers in South Carolina

Strategy 2.2 **Statewide Enterprise Objective**

Provide a learning continuum for artists ranging from pre-professional to advanced career training Education, Training, and Human Development

Measure Number	Description	Base	Target	Actual	Value Type	Desired Outcome	Time Applicable	Calculation Method	Data Source	Data Location	Primary Stakeholder	Stakeholder Need Satisfied	State Funded Program Number Responsible	Notes
2.2.1	Develop mentorship component of Artist Ventures Initiative (AVI).	0%	100%	100%	Percent Complete	Complete	State Fiscal Year (July 1 - June 30).	AVI grantees are assigned a mentor.	Artist Services Director's activity report	Artist Services Director's program files	South Carolina artists who receive an AVI grant	Increase mentorship opportunities for artists	30000.010000.000	
2.2.2	Identify new partnerships to provide training opportunities for artists.	0%	100%	75%	Percent Complete	Complete	State Fiscal Year (July 1 - June 30).	New partnerships and training opportunities are developed.	Artist Services Director's activity report	Artist Services Director's program files	South Carolinians who practice various art forms to produce income and provide arts experiences	Increase training opportunities for artists	30000.010000.000	

Goal: Artists have opportunities to build sustainable careers in South Carolina														
Strategy: 2.3										Statewide Enterprise Objective				
Support and promote the essential role of artists as citizens in their communities										Education, Training, and Human Development				
Measure Number	Description	Base	Target	Actual	Value Type	Desired Outcome	Time Applicable	Calculation Method	Data Source	Data Location	Primary Stakeholder	Stakeholder Need Satisfied	State Funded Budget Program Number Responsible	Notes
2.3.1	Include workshop to train artists in civic engagement at the S.C. Arts Summit (annual conference combined with Arts Advocacy Day).	0%	100%	0%	Percent Complete	Complete	State Fiscal Year (July 1 - June 30).	Artists report that workshop was valuable.	Post-workshop evaluations	Artist Services Director's program files	South Carolinians who practice various art forms to produce income and provide arts experiences	Increase training opportunities for artists	30000.010000.000	
2.3.2	Recognize and promote civic engagement by artists through SCAC communications channels.	0%	100%	25%	Percent Complete	Complete	State Fiscal Year (July 1 - June 30).	Content includes curated and original posts promoting artists as citizens.	SCAC communications channels (the Hub, social media, news releases, etc.)	Communications Director's program files	South Carolinians who practice various art forms to produce income and provide arts experiences	Increase recognition for artists and the work they do in their communities.	30000.010000.000	

Goal Students receive a comprehensive education in and through the arts that develops their creativity, problem solving, collaborative skills, and other knowledge, skills, and characteristics outlined in the Profile of the S.C. Graduate.

Strategy 3.1 **Statewide Enterprise Objective**

Develop and maintain a robust grant portfolio to support Arts in Education Education, Training, and Human Development

Measure Number	Description	Base	Target	Actual	Value Type	Desired Outcome	Time Applicable	Calculation Method	Data Source	Data Location	Primary Stakeholder	Stakeholder Need Satisfied	State Funded Budget Program Number Responsible	Notes
3.1.1	Maintain or increase the number of K-12 students across the state served by Arts in Education grants: ABC Advancement grants, Arts Education Project grants, Arts Teachers grants, District Arts grants and Education Pilot Project grants.	160000	160000	217089	Count	equal to or greater than	State Fiscal Year (July 1 - June 30).	Number of K-12 students served.	Final grant reports submitted by grantees at the end of each grant period (report attached to grantee record in grants database)	Foundant grants management database	South Carolina K-12 students in public, private, and charter schools.	Increase opportunities for students to benefit from an education in the arts	30000.010000.000	
3.1.2	Maintain at least half of the number of youth arts experiences supported through grantmaking - all programs. (This measure is a realistic response to the pandemic's negative impact on arts organizations, other arts providers and artists.)	1279470	639735	1099157	Count	equal to or greater than	State Fiscal Year (July 1 - June 30).	Grantees must report number of in-person arts experiences, which includes the number of youth directly involved in each grant program/activity. An "in-person arts experience" may count the same individual more than once; i.e. a theatre patron who attends three performances counts as three "experiences." The calculation method is set by the National Endowment for the Arts.	Final grant reports submitted by grantees at the end of each grant period (lags by 1 year - this is FY20 data)	Foundant grants management database	Youth ages 0 - 18	Increase opportunities for youth to benefit from arts experiences	30000.010000.000	
3.1.3	Restructure the Arts Education Project grant.	0%	100%	50%	Percent Complete	Complete	State Fiscal Year (July 1 - June 30).	Arts Education Project grants are awarded based on revised application and guidelines. In FY22, one more restructure element will be added to split timelines for summer and term-time projects.	Grant guidelines and applications	Foundant grants management database	South Carolina K-12 students in public, private, and charter schools.	Increase opportunities for students to benefit from arts experiences	30000.010000.000	

Goal														Students receive a comprehensive education in and through the arts that develops their creativity, problem solving, collaborative skills, and other knowledge, skills, and characteristics outlined in the Profile of the S.C. Graduate.	
Strategy	3.2												Statewide Enterprise Objective		
Work in partnership with public and private entities to advance arts in education														Education, Training, and Human Development	
Measure Number	Description	Base	Target	Actual	Value Type	Desired Outcome	Time Applicable	Calculation Method	Data Source	Data Location	Primary Stakeholder	Stakeholder Need Satisfied	State Funded Budget Program Number Responsible	Notes	
3.2.1	Maintain or increase the number of students who participate in regional and state competitions for Poetry Out Loud.	22	30	16	Count	equal to or greater than	State Fiscal Year (July 1 - June 30).	Registration totals	Final report submitted to NEA	Poetry Out Loud coordinator's files	South Carolina high school students in public, private, and charter schools.	Increase opportunities for students	30000.010000.000		
3.2.2	Maintain or increase the number of students served through STEAM (Science, Technology, Engineering, Arts and Math) and Read-to-Succeed summer pilot projects.	353	353	395	Count	equal to or greater than	State Fiscal Year (July 1 - June 30).	Registration totals	Reports submitted by camp sites	Arts Education Director's files	South Carolina K-12 students in public, private, and charter schools.	Increase opportunities for students	30000.010000.000		
3.2.3	Develop succession plan for Education Pilot Projects to determine whether current projects move to outside funding sources or continue in-house or via partners at the end of their 3-5 year EPP commitment.	0%	100%	50%	Percent Complete	Complete	State Fiscal Year (July 1 - June 30).	Expansion plans have been developed--in light of SCDE Arts Grow SC partnership with ARP ESSER III funds, Education Pilot Projects are expanding rather than phasing out. Plans for maintaining increased scale after Arts Grow SC partnership are brainstormed, worked into spending priorities (i.e. research) and developing during the 3-year partnership.	Arts Education staff activity report	Arts Education Director's files	Arts Education partners providing services that benefit youth	Increase and/or diversity funding to support projects	30000.010000.000		

These responses were submitted for the FY 2020-2021 Accountability Report by the
ARTS COMMISSION

Goal Students receive a comprehensive education in and through the arts that develops their creativity, problem solving, collaborative skills, and other knowledge, skills, and characteristics outlined in the Profile of the S.C. Graduate.

Strategy 3.3 **Statewide Enterprise Objective**

Provide learning continuum for teaching artists and educators ranging from pre-professional to advanced career training Education, Training, and Human Development

Measure Number	Description	Base	Target	Actual	Value Type	Desired Outcome	Time Applicable	Calculation Method	Data Source	Data Location	Primary Stakeholder	Stakeholder Need Satisfied	State Funded Budget Program Number Responsible	Notes
3.3.1	Increase number of Certified Teaching Artists.	37	50	64	Count	equal to or greater than	State Fiscal Year (July 1 - June 30).	Number of Certified Teaching Artists. Artists undergo training necessary to become Certified Teaching Artists, which allows them to work in classrooms and be paid by schools supported by SCAC grants.	Arts Directory listing of Certified Teaching Artists	Agency's Submittable database	South Carolina teaching artists who participate in the Certified Teaching Artist process.	Increase skills and enhance credibility of teaching artists	30000.010000.000	
3.3.2	Maintain or increase the number of K-12 teachers served through professional development.	822	822	955	Count	equal to or greater than	State Fiscal Year (July 1 - June 30).	Registration totals	Arts in Basic Curriculum (ABC) Project final report	Foundant grants management database	South Carolina K-12 teachers	Increase skills of K-12 teachers	30000.010000.000	

Goal Arts organizations and other arts providers have the necessary resources to deliver diverse arts experiences in communities throughout South Carolina

Strategy 4.1 **Statewide Enterprise Objective**

Develop and maintain a robust grant portfolio to support arts organizations and providers Education, Training, and Human Development

Measure Number	Description	Base	Target	Actual	Value Type	Desired Outcome	Time Applicable	Calculation Method	Data Source	Data Location	Primary Stakeholder	Stakeholder Need Satisfied	State Funded Budget Program Number Responsible	Notes
4.1.1	Increase average operating support grant award (through new state funding) to local and statewide arts providers.	11578	12500	11458	Dollar Amount	equal to or greater than	State Fiscal Year (July 1 - June 30).	Average grant amount. Annual operating support grant amounts are calculated based on amount of state funding available and number of qualified applicants.	Foundant grants management database	Foundant grants management database	Arts and culture sector engaged in producing and providing arts experiences and contributing to the S.C. economy	Increase capacity of arts providers	30000.010000.000	
4.1.2	Identify and fund new projects that support the practice of traditional arts.	0%	100%	25%	Percent Complete	Complete	State Fiscal Year (July 1 - June 30).	Project identification is ongoing. New projects are funded.	Folklife Specialist's activity report and grants database	Folklife Specialist's files	Artists working in traditional art forms passed down through families or communities.	Increase resources for traditional arts in a community	30000.010000.000	
4.1.3	Restructure the Subgranting program.	0%	100%	0%	Percent Complete	Complete	State Fiscal Year (July 1 - June 30).	Subgranting restructure deprioritized for FY21, as operating support, ABC, District Arts, and Arts Teacher Support, and Arts Project Support grants saw partial or significant restructuring in FY21.	Grant guidelines and application	Foundant grants management database	Arts organizations that serve as Arts Commission Subgranting sites	Improve application process	30000.010000.000	

Goal Arts organizations and other arts providers have the necessary resources to deliver diverse arts experiences in communities throughout South Carolina

Strategy 4.2 Statewide Enterprise Objective

Support collaborations between arts providers and local, statewide and national funders to maximize impact of public funds Education, Training, and Human Development

Measure Number	Description	Base	Target	Actual	Value Type	Desired Outcome	Time Applicable	Calculation Method	Data Source	Data Location	Primary Stakeholder	Stakeholder Need Satisfied	State Funded Budget Program Number Responsible	Notes
4.2.1	Include advocacy workshop for arts organization staff at the S.C. Arts Summit (annual conference combined with Arts Advocacy Day)	0%	100%	100%	Percent Complete	Complete	State Fiscal Year (July 1 - June 30).	Arts organizations report that workshop was valuable.	Post-workshop evaluations	Program director files	Arts and culture sector engaged in producing and providing arts experiences and contributing to the S.C. economy	Improve advocacy skills and knowledge for arts provider staff.	30000.010000.000	
4.2.2	Use grant application and final report data to create messages around public arts funding	0%	100%	100%	Percent Complete	Complete	State Fiscal Year (July 1 - June 30).	Data and narratives are extracted from database and used to create messages that are shared with collaborators and the public.	Final grant reports submitted by grantees at the end of each grant period	Foundant grants management database	Arts and culture sector engaged in producing and providing arts experiences and contributing to the S.C. economy	Increase grantees ability to advocate for public funding for the arts	30000.010000.000	

Goal Arts organizations and other arts providers have the necessary resources to deliver diverse arts experiences in communities throughout South Carolina
Strategy 4.3 **Statewide Enterprise Objective**

Provide learning continuum for arts organization staff ranging from pre-professional to advanced career training Education, Training, and Human Development

Measure Number	Description	Base	Target	Actual	Value Type	Desired Outcome	Time Applicable	Calculation Method	Data Source	Data Location	Primary Stakeholder	Stakeholder Need Satisfied	State Funded Budget Program Number Responsible	Notes
4.3.1	Provide professional development workshops in diversity, equity and inclusion (DEI) for arts organizations.	0	2		2 Count	equal to or greater than	State Fiscal Year (July 1 - June 30).	Number of workshops. Workshops and dates are planned and communicated in advance.	Website listing of workshops and dates	Program director files	Arts and culture sector engaged in producing and providing arts experiences and contributing to the S.C. economy	Strengthen arts providers' diversity, equity & inclusion (DEI) policies and practices	30000.010000.000	
4.3.2	Provide professional development workshops around organizational practices in partnership with the Donnelly Foundation and the SC Arts Alliance.	7	2		6 Count	equal to or greater than	State Fiscal Year (July 1 - June 30).	Number of workshops. Workshops and dates are planned and communicated in advance.	Listing of workshops and dates	Program director files	Arts and culture sector engaged in producing and providing arts experiences and contributing to the S.C. economy	Strengthen arts providers' organizational practices	30000.010000.000	

These responses were submitted for the FY 2020-2021 Accountability Report by the
ARTS COMMISSION

Goal: There is recognition of the essential value of public funding for the arts in S.C.														
Strategy: 5.1										Statewide Enterprise Objective				
Track number of grants awarded annually and the relationship between grant dollars awarded and additional dollars spent by grantees.										Public Infrastructure and Economic Development				
Measure Number	Description	Base	Target	Actual	Value Type	Desired Outcome	Time Applicable	Calculation Method	Data Source	Data Location	Primary Stakeholder	Stakeholder Need Satisfied	State Funded Budget Program Number Responsible	Notes
5.1.1	Maintain or increase the number of annual grants awarded statewide. (Base reflects FY20 grants minus emergency grant dollars.)	489	489	385	Count	equal to or greater than	State Fiscal Year (July 1 - June 30).	Total number of grants awarded through all grant programs	End-of-year grants report	Foundant grants management database	South Carolina citizens and visitors who experience the arts in every county.	Improved quality of life and increased economic vitality attributed to the arts.	30000.010000.000	
5.1.2	Maintain or increase the total dollars granted statewide. (Base reflects FY20 grant dollars minus emergency grant dollars.)	\$5,000,000.00	\$5,000,000.00	\$4,600,000.00	Dollar Amount	equal to or greater than	State Fiscal Year (July 1 - June 30).	Total dollars awarded through all grant programs	End-of-year grants report	Foundant grants management database	South Carolina citizens and visitors who experience the arts in every county.	Improved quality of life and increased economic vitality attributed to the arts.	30000.010000.000	
5.1.3	Maintain at least half of the total dollars usually leveraged through local matching. (This measure is a realistic response to the pandemic's negative impact on arts organizations, other arts providers and artists.)	\$233,000,000.00	\$11,600,000.00	\$224,000,000.00	Dollar Amount	equal to or greater than	State Fiscal Year (July 1 - June 30).	Grantees report actual total cash expenses related to grant activities.	Final grant reports submitted by grantees at the end of each grant period (lags by 1 year; this is FY20 data)	Foundant grants management database	South Carolina citizens and visitors who experience the arts in every county.	Improved quality of life and increased economic vitality attributed to the arts.	30000.010000.000	

These responses were submitted for the FY 2020-2021 Accountability Report by the
ARTS COMMISSION

Goal: There is recognition of the essential value of public funding for the arts in S.C.														
Strategy: 5.2										Statewide Enterprise Objective				
Develop and communicate messages about the role the arts play in quality of life, education and economic vitality										Public Infrastructure and Economic Development				
Measure Number	Description	Base	Target	Actual	Value Type	Desired Outcome	Time Applicable	Calculation Method	Data Source	Data Location	Primary Stakeholder	Stakeholder Need Satisfied	State Funded Budget Program Number Responsible	Notes
5.2.1	Consistently publish arts-related content and messages.	0%	100%	100%	Percent Complete	Complete	State Fiscal Year (July 1 - June 30).	Evaluation of content of curated and original posts promoting the role of the arts.	SCAC communications channels (the Hub, social media, news releases, etc.)	Communications Director's program files	South Carolina citizens and visitors who experience the arts in every county.	Awareness of the arts and related improved quality of life and increased economic vitality.	30000.010000.000	
5.2.2	Develop system to consistently track and report stats about distributed and published messages.	0%	100%	100%	Percent Complete	Complete	State Fiscal Year (July 1 - June 30).	Content and resulting stats are tallied in tracking system.	Communications tracking system	Communications Director's program files	South Carolina citizens and visitors who experience the arts in every county.	Awareness of the arts and related improved quality of life and increased economic vitality.	30000.010000.000	
5.2.3	Evaluate and restructure Cultural District program to improve application, reporting, and recertification processes.	0%	50%	25%	Percent Complete	Complete	State Fiscal Year (July 1 - June 30).	Cultural District program has been evaluated and processes improved as applicable.	Cultural District program manager activity reports	Cultural District program manager's files	Communities where economic activity surrounding the arts is at the forefront of building or revitalization efforts.	Awareness of the arts and related improved quality of life and increased economic vitality.	30000.010000.000	

Goal	There is recognition of the essential value of public funding for the arts in S.C.													
Strategy	5.3											Statewide Enterprise Objective		
	Conduct or commission research that documents the value of the arts and arts education											Public Infrastructure and Economic Development		

Measure Number	Description	Base	Target	Actual	Value Type	Desired Outcome	Time Applicable	Calculation Method	Data Source	Data Location	Primary Stakeholder	Stakeholder Need Satisfied	State Funded Budget Program Number Responsible	Notes
5.3.1	Determine cost and allocate funds to update research that documents the value of the arts and arts education in S.C.	0%	25%	0%	Percent Complete	Complete	State Fiscal Year (July 1 - June 30).	Funds are identified through new sources or by reducing expenditures in other areas.	Information about study availability and cost from research organizations (USC School of Business research division, Gallup, etc.)	Deputy Director's files	South Carolina citizens and visitors who experience the arts in every county.	Awareness of the arts and related improved quality of life and increased economic vitality.	30000.010000.000	

FY2021-22 Strategic Plan:

These responses were submitted for the FY 2020-2021 Accountability Report by the
ARTS COMMISSION

Goal S.C. citizens and visitors benefit from diverse arts experiences in communities throughout the state, with emphasis on rural, high poverty and minority communities

Strategy 1.1 Statewide Enterprise Objective

Award grants to support access to the arts in all 46 counties Public Infrastructure and Economic Development

Measure Number	Description	Base	Target	Actual	Value Type	Desired Outcome	Time Applicable	Calculation Method	Data Source	Data Location	Primary Stakeholder	Stakeholder Need Satisfied	State Funded Program Number Responsible	Notes
1.1.1	Work intentionally to ensure that all counties are served through grants.	46	46		Count	Maintain	State Fiscal Year (July 1 - June 30).	Number of counties with grants	End-of-year grants report	Foundant grants management database	South Carolina citizens and visitors who experience the arts in every county.	Improved quality of life and increased economic vitality attributed to the arts.	30000.010000.000	
1.1.2	Work intentionally to decrease the number of counties on the Tier One opportunity county list from one to zero. (Calhoun County moves from Tier One to Tier Two.)	0	0		Count	Maintain	State Fiscal Year (July 1 - June 30).	Number of counties with grants	End-of-year grants report	Foundant grants management database	South Carolina citizens and visitors who experience the arts in Calhoun County	Improved quality of life and increased economic vitality attributed to the arts.	30000.010000.000	
1.1.3	Maintain at least half of the total arts experiences usually supported through grant making - all programs. (This measure is a realistic response to the pandemic's negative impact on arts organizations, other arts providers and artists.)	3814241	1907120		Count	equal to or greater than	State Fiscal Year (July 1 - June 30).	Grantees report number of in-person arts experiences for youth and for adults, plus number of artists directly involved in each grant program/activity. These three subtotals (Adults, Youth and Artists) equal total arts experiences. An "in-person arts experience" may count the same individual more than once; i.e. a theatre patron who attends three performances counts as three "experiences." The calculation method is set by the National Endowment for the Arts.	Final grant reports submitted by grantees at the end of each grant period (lags by 1 year; this is FY20 data)	Foundant grants management database	South Carolina adults, youth and artists who experience the arts statewide.	Improved quality of life, and increased economic vitality attributed to the arts.	30000.010000.000	

Goal S.C. citizens and visitors benefit from diverse arts experiences in communities throughout the state, with emphasis on rural, high poverty and minority communities	Statewide Enterprise Objective
Strategy 1.2	Public Infrastructure and Economic Development
Influence SCAC constituency to increase diversity, equity & inclusion (DEI) policies and practices	

Measure Number	Description	Base	Target	Actual	Value Type	Desired Outcome	Time Applicable	Calculation Method	Data Source	Data Location	Primary Stakeholder	Stakeholder Need Satisfied	State Funded Program Number Responsible	Notes
1.2.1	Revise Operating Support final reports to track whether grantees made progress on DEI policies and practices.	75%	100%		Percent Complete	Complete	State Fiscal Year (July 1 - June 30).	Operating Support final reports include DEI questions developed in consultation with DEI consultant.	Final grant report fields are created/updated during the appropriate grant cycle	Foundant grants management database	Arts and culture sector engaged in producing and providing arts experiences and contributing to the S.C. economy	Strengthen arts providers' diversity, equity & inclusion (DEI) policies and practices	30000.010000.000	
1.2.2	Develop and distribute DEI survey to Operating Support grantees annually to evaluate progress in DEI practices.	50%	100%		Percent Complete	Complete	State Fiscal Year (July 1 - June 30).	DEI survey is developed and distributed.	DEI survey	Foundant grants management database	Arts and culture sector engaged in producing and providing arts experiences and contributing to the S.C. economy	Strengthen arts providers' diversity, equity & inclusion (DEI) policies and practices	30000.010000.000	

ARTS COMMISSION

Goal S.C. citizens and visitors benefit from diverse arts experiences in communities throughout the state, with emphasis on rural, high poverty and minority communities

Strategy 1.3 **Statewide Enterprise Objective**

Ensure equitable access by removing barriers that limit arts accessibility/participation Public Infrastructure and Economic Development

Measure Number	Description	Base	Target	Actual	Value Type	Desired Outcome	Time Applicable	Calculation Method	Data Source	Data Location	Primary Stakeholder	Stakeholder Need Satisfied	State Funded Program Number Responsible	Notes
1.3.1	Publish an Equity Statement confirming SCAC's commitment to access to the arts.	50%	100%		Percent Complete	Complete	State Fiscal Year (July 1 - June 30).	Equity statement is written with input from internal DEI committee and posted on website.	SCAC website	DEI internal committee records	Arts and culture sector engaged in producing and providing arts experiences and contributing to the S.C. economy	Provide model for constituents in diversity, equity & inclusion (DEI) policies and practices	30000.010000.000	
1.3.2	Prioritize which SCAC grant categories and processes are evaluated and adjusted to reflect best practices in equitable grantmaking.	50%	100%		Percent Complete	Complete	State Fiscal Year (July 1 - June 30).	Priority grant programs and related processes have been evaluated and improved if applicable. FY21 GOS, OSS, and ABC and FY22 ATS, APS Guidelines reflect improvements.	Grant program guidelines	Foundant grants management database	South Carolina individuals and organizations that apply for grants	Reduce grant application barriers for applicants	30000.010000.000	
1.3.3	Launch first State Art Collection online exhibition	0%	100%		Percent Complete	equal to or greater than	State Fiscal Year (July 1 - June 30).	Exhibition is posted online	Artwork database	Kunzmatrix online platform	Improved quality of life, and increased economic vitality attributed to the arts.	South Carolina residents and visitors who experience the arts in every county.	30000.010000.00	

Goal Artists have opportunities to build sustainable careers in South Carolina														
Strategy 2.1										Statewide Enterprise Objective				
Develop and maintain a robust grant portfolio for individual artists										Education, Training, and Human Development				
Measure Number	Description	Base	Target	Actual	Value Type	Desired Outcome	Time Applicable	Calculation Method	Data Source	Data Location	Primary Stakeholder	Stakeholder Need Satisfied	State Funded Program Number Responsible	Notes
2.1.1	Maintain at least half of the number of artist opportunities usually supported through grant making (all programs). (This measure is a realistic response to the pandemic's negative impact on arts organizations, other arts providers and artists.)	42565	21282		Count	equal to or greater than	State Fiscal Year (July 1 - June 30).	Grantees report number of in-person arts experiences, which includes the number of artists directly involved in each grant program/activity. An "in-person arts experience" may count the same individual more than once; i.e. a theatre patron who attends three performances counts as three "experiences." The calculation method is set by the National Endowment for the Arts.	Final grant reports submitted by grantees at the end of each grant period (lags by 1 year; this is FY20 data)	Foundant grants management database	South Carolinians who practice various art forms to produce income and provide arts experiences	Maintain opportunities for artists to create and sell their work	30000.010000.000	

Goal Artists have opportunities to build sustainable careers in South Carolina														
Strategy 2.2										Statewide Enterprise Objective				
Provide a learning continuum for artists ranging from pre-professional to advanced career training										Education, Training, and Human Development				
Measure Number	Description	Base	Target	Actual	Value Type	Desired Outcome	Time Applicable	Calculation Method	Data Source	Data Location	Primary Stakeholder	Stakeholder Need Satisfied	State Funded Program Number Responsible	Notes
2.2.1	Identify new partnerships to provide training opportunities for artists.	75%	100%		Percent Complete	Complete	State Fiscal Year (July 1 - June 30).	New partnerships and training opportunities are developed.	Artist Services Director's activity report	Artist Services Director's program files	South Carolinians who practice various art forms to produce income and provide arts experiences	Increase training opportunities for artists	30000.010000.000	
2.2.2	Offer Artist Entrepreneur Incubator workshops	0	9		Count	equal to or greater than	State Fiscal Year (July 1 - June 30).	Number of workshops completed	Workshop registration links and promotions with dates	Training partner registration database	Increase training opportunities for artists	South Carolinians who practice various art forms to produce income and provide arts experiences	30000.010000.00	

These responses were submitted for the FY 2020-2021 Accountability Report by the
ARTS COMMISSION

Goal Artists have opportunities to build sustainable careers in South Carolina														
Strategy 2.3										Statewide Enterprise Objective				
Support and promote the essential role of artists as citizens in their communities										Education, Training, and Human Development				
Measure Number	Description	Base	Target	Actual	Value Type	Desired Outcome	Time Applicable	Calculation Method	Data Source	Data Location	Primary Stakeholder	Stakeholder Need Satisfied	State Funded Budget Program Number Responsible	Notes
2.3.1	Develop SC Artists in Action questionnaire to determine needs of black artists	0%	100%		Percent Complete	equal to or greater than	State Fiscal Year (July 1 - June 30).	Questionnaire is distributed and results are tallied	Survey database	Artist Services Director's program files	Increase training opportunities for artists	South Carolinians who practice various art forms to produce income and provide arts experiences	30000.010000.00	
2.3.2	Develop new web page to better showcase artist grant recipients	0%	100%		Percent Complete	equal to or greater than	State Fiscal Year (July 1 - June 30).	New web page showcases artists in AVI, Emerging Artists & Fellows	Agency website	Website administrative files	Increase promotional opportunities for artists	South Carolinians who practice various art forms to produce income and provide arts experiences	30000.010000.00	

ARTS COMMISSION

Goal Students receive a comprehensive education in and through the arts that develops their creativity, problem solving, collaborative skills, and other knowledge, skills, and characteristics outlined in the Profile of the S.C. Graduate.

Strategy 3.1 **Statewide Enterprise Objective**

Develop and maintain a robust grant portfolio to support Arts in Education Education, Training, and Human Development

Measure Number	Description	Base	Target	Actual	Value Type	Desired Outcome	Time Applicable	Calculation Method	Data Source	Data Location	Primary Stakeholder	Stakeholder Need Satisfied	State Funded Budget Program Number Responsible	Notes
3.1.1	Maintain or increase the number of K-12 students across the state served by Arts in Education grants: ABC Advancement grants, Arts Education Project grants, Arts Teachers grants, District Arts grants and Education Pilot Project grants.	217089	217089		Count	equal to or greater than	State Fiscal Year (July 1 - June 30).	Number of K-12 students served.	Final grant reports submitted by grantees at the end of each grant period (report attached to grantee record in grants database)	Foundant grants management database	South Carolina K-12 students in public, private, and charter schools.	Increase opportunities for students to benefit from an education in the arts	30000.010000.000	
3.1.2	Maintain at least half of the number of youth arts experiences supported through grantmaking - all programs. (This measure is a realistic response to the pandemic's negative impact on arts organizations, other arts providers and artists.)	1099157	549578		Count	equal to or greater than	State Fiscal Year (July 1 - June 30).	Grantees must report number of in-person arts experiences, which includes the number of youth directly involved in each grant program/activity. An "in-person arts experience" may count the same individual more than once; i.e. a theatre patron who attends three performances counts as three "experiences." The calculation method is set by the National Endowment for the Arts.	Final grant reports submitted by grantees at the end of each grant period (lags by 1 year - this is FY20 data)	Foundant grants management database	Youth ages 0 - 18	Increase opportunities for youth to benefit from arts experiences	30000.010000.000	
3.1.3	Restructure the Arts Education Project grant.	50%	100%		Percent Complete	Complete	State Fiscal Year (July 1 - June 30).	Arts Education Project grants are awarded based on revised application and guidelines. In FY22, one more restructure element will be added to split timelines for summer and term-time projects.	Grant guidelines and applications	Foundant grants management database	South Carolina K-12 students in public, private, and charter schools.	Increase opportunities for students to benefit from arts experiences	30000.010000.000	

ARTS COMMISSION

Goal: Students receive a comprehensive education in and through the arts that develops their creativity, problem solving, collaborative skills, and other knowledge, skills, and characteristics outlined in the Profile of the S.C. Graduate.														
Strategy: 3.2										Statewide Enterprise Objective				
Work in partnership with public and private entities to advance arts in education										Education, Training, and Human Development				
Measure Number	Description	Base	Target	Actual	Value Type	Desired Outcome	Time Applicable	Calculation Method	Data Source	Data Location	Primary Stakeholder	Stakeholder Need Satisfied	State Funded Budget Program Number Responsible	Notes
3.2.1	Maintain or increase the number of students who participate in regional and state competitions for Poetry Out Loud.	16	16		Count	equal to or greater than	State Fiscal Year (July 1 - June 30).	Registration totals	Final report submitted to NEA	Poetry Out Loud coordinator's files	South Carolina high school students in public, private, and charter schools.	Increase opportunities for students	30000.010000.000	
3.2.2	Maintain or increase the number of students served through STEAM (Science, Technology, Engineering, Arts and Math) and Read-to-Succeed summer pilot projects.	395	353		Count	equal to or greater than	State Fiscal Year (July 1 - June 30).	Registration totals	Reports submitted by camp sites	Arts Education Director's files	South Carolina K-12 students in public, private, and charter schools.	Increase opportunities for students	30000.010000.000	
3.2.3	Launch new partnership with SC Dept. of Education	0%	100%		Percent Complete	equal to or greater than	State Fiscal Year (July 1 - June 30).	Year One plan completed	Arts Education staff activity reports	Arts Education Director files	Increase opportunities for students to recover from pandemic losses	South Carolina K-12 students in public, private, and charter schools.	30000.010000.00	

Goal	Students receive a comprehensive education in and through the arts that develops their creativity, problem solving, collaborative skills, and other knowledge, skills, and characteristics outlined in the Profile of the S.C. Graduate.												
Strategy	3.3										Statewide Enterprise Objective		
	Provide learning continuum for teaching artists and educators ranging from pre-professional to advanced career training										Education, Training, and Human Development		

Measure Number	Description	Base	Target	Actual	Value Type	Desired Outcome	Time Applicable	Calculation Method	Data Source	Data Location	Primary Stakeholder	Stakeholder Need Satisfied	State Funded Budget Program Number Responsible	Notes
3.3.1	Increase number of Certified Teaching Artists.	64	75		Count	equal to or greater than	State Fiscal Year (July 1 - June 30).	Number of Certified Teaching Artists. Artists undergo training necessary to become Certified Teaching Artists, which allows them to work in classrooms and be paid by schools supported by SCAC grants.	Arts Directory listing of Certified Teaching Artists	Agency's Submittable database	South Carolina teaching artists who participate in the Certified Teaching Artist process.	Increase skills and enhance credibility of teaching artists	30000.010000.000	
3.3.2	Maintain or increase the number of K-12 teachers served through professional development.	955	955		Count	equal to or greater than	State Fiscal Year (July 1 - June 30).	Registration totals	Arts in Basic Curriculum (ABC) Project final report	Foundant grants management database	South Carolina K-12 teachers	Increase skills of K-12 teachers	30000.010000.000	

ARTS COMMISSION

Goal Arts organizations and other arts providers have the necessary resources to deliver diverse arts experiences in communities throughout South Carolina

Strategy 4.1 **Statewide Enterprise Objective**

Develop and maintain a robust grant portfolio to support arts organizations and providers Education, Training, and Human Development

Measure Number	Description	Base	Target	Actual	Value Type	Desired Outcome	Time Applicable	Calculation Method	Data Source	Data Location	Primary Stakeholder	Stakeholder Need Satisfied	State Funded Budget Program Number Responsible	Notes
4.1.1	Increase average operating support grant award (through new state funding) to local and statewide arts providers.	\$11,458.00	\$12,500.00		Dollar Amount	equal to or greater than	State Fiscal Year (July 1 - June 30).	Average grant amount. Annual operating support grant amounts are calculated based on amount of state funding available and number of qualified applicants.	Foundant grants management database	Foundant grants management database	Arts and culture sector engaged in producing and providing arts experiences and contributing to the S.C. economy	Increase capacity of arts providers	30000.010000.000	
4.1.2	Identify and fund new projects that support the practice of traditional arts.	25%	100%		Percent Complete	Complete	State Fiscal Year (July 1 - June 30).	Project identification is ongoing. New projects are funded.	Folklife Specialist's activity report and grants database	Folklife Specialist's files	Artists working in traditional art forms passed down through families or communities.	Increase resources for traditional arts in a community	30000.010000.000	
4.1.3	Restructure the Subgranting program.	0%	50%		Percent Complete	Complete	State Fiscal Year (July 1 - June 30).	Subgranting restructure deprioritized for FY21, as operating support, ABC, District Arts, and Arts Teacher Support, and Arts Project Support grants saw partial or significant restructuring in FY21.	Grant guidelines and application	Foundant grants management database	Arts organizations that serve as Arts Commission Subgranting sites	Improve application process	30000.010000.000	

ARTS COMMISSION

Goal Arts organizations and other arts providers have the necessary resources to deliver diverse arts experiences in communities throughout South Carolina

Strategy 4.2 **Statewide Enterprise Objective**

Support collaborations between arts providers and local, statewide and national funders to maximize impact of public funds Education, Training, and Human Development

Measure Number	Description	Base	Target	Actual	Value Type	Desired Outcome	Time Applicable	Calculation Method	Data Source	Data Location	Primary Stakeholder	Stakeholder Need Satisfied	State Funded Budget Program Number Responsible	Notes
4.2.1	Include advocacy workshop for arts organization staff at the S.C. Arts Summit (annual conference combined with Arts Advocacy Day)	100%	100%		Percent Complete	Complete	State Fiscal Year (July 1 - June 30).	Arts organizations report that workshop was valuable.	Post-workshop evaluations	Program director files	Arts and culture sector engaged in producing and providing arts experiences and contributing to the S.C. economy	Improve advocacy skills and knowledge for arts provider staff.	30000.010000.000	
4.2.2	Use grant application and final report data to create messages around public arts funding	100%	0%		Percent Complete	Complete	State Fiscal Year (July 1 - June 30).	Data and narratives are extracted from database and used to create messages that are shared with collaborators and the public.	Final grant reports submitted by grantees at the end of each grant period	Foundant grants management database	Arts and culture sector engaged in producing and providing arts experiences and contributing to the S.C. economy	Increase grantees ability to advocate for public funding for the arts	30000.010000.000	

Goal: Arts organizations and other arts providers have the necessary resources to deliver diverse arts experiences in communities throughout South Carolina														
Strategy: 4.3											Statewide Enterprise Objective			
Provide learning continuum for arts organization staff ranging from pre-professional to advanced career training											Education, Training, and Human Development			
Measure Number	Description	Base	Target	Actual	Value Type	Desired Outcome	Time Applicable	Calculation Method	Data Source	Data Location	Primary Stakeholder	Stakeholder Need Satisfied	State Funded Budget Program Number Responsible	Notes
4.3.1	Provide professional development workshops in diversity, equity and inclusion (DEI) for arts organizations.	2	2	2	Count	equal to or greater than	State Fiscal Year (July 1 - June 30).	Number of workshops. Workshops and dates are planned and communicated in advance.	Website listing of workshops and dates	Program director files	Arts and culture sector engaged in producing and providing arts experiences and contributing to the S.C. economy	Strengthen arts providers' diversity, equity & inclusion (DEI) policies and practices	30000.010000.000	
4.3.2	Provide professional development workshops around organizational practices in partnership with the Donnelly Foundation and the SC Arts Alliance.	6	4	4	Count	equal to or greater than	State Fiscal Year (July 1 - June 30).	Number of workshops. Workshops and dates are planned and communicated in advance.	Listing of workshops and dates	Program director files	Arts and culture sector engaged in producing and providing arts experiences and contributing to the S.C. economy	Strengthen arts providers' organizational practices	30000.010000.000	

These responses were submitted for the FY 2020-2021 Accountability Report by the
ARTS COMMISSION

Goal Arts organizations and other arts providers have the necessary resources to deliver diverse arts experiences in communities throughout South Carolina														
Strategy 4.4										Statewide Enterprise Objective				
Develop cross-sector relationships that engage arts and culture providers to address local issues (may include economic development, healthcare, community development, education, etc.)										Education, Training, and Human Development				
Measure Number	Description	Base	Target	Actual	Value Type	Desired Outcome	Time Applicable	Calculation Method	Data Source	Data Location	Primary Stakeholder	Stakeholder Need Satisfied	State Funded Budget Program Number Responsible	Notes
4.4.1	Hire new Arts Industry Program Director	0%	100%		Percent Complete	complete	State Fiscal Year (July 1 - June 30).	Program director start date	Human Resources files	Human Resources director's files	South Carolina arts providers	Provide resources and support for arts providers to engage in cross-sector issues	30000.010000.000	
4.4.2	Work with Cultural Districts to measure the intersection of arts and culture with non-arts businesses by improving application, reporting, and recertification processes.	0%	100%		Percent Complete	complete	State Fiscal Year (July 1 - June 30).	Cultural District program has been evaluated and processes improved as applicable.	Cultural District program manager activity reports	Cultural District program manager's files	S.C. Cultural Districts; residents and visitors to those districts	Improved quality of life and increased economic vitality attributed to the arts.	30000.010000.000	

These responses were submitted for the FY 2020-2021 Accountability Report by the
ARTS COMMISSION

Goal: There is recognition of the essential value of public funding for the arts in S.C.														
Strategy: 5.1										Statewide Enterprise Objective				
Track number of grants awarded annually and the relationship between grant dollars awarded and additional dollars spent by grantees.										Public Infrastructure and Economic Development				
Measure Number	Description	Base	Target	Actual	Value Type	Desired Outcome	Time Applicable	Calculation Method	Data Source	Data Location	Primary Stakeholder	Stakeholder Need Satisfied	State Funded Budget Program Number Responsible	Notes
5.1.1	Maintain or increase the number of annual grants awarded statewide. (Base reflects FY20 grants minus emergency grants.)	385	385		Count	equal to or greater than	State Fiscal Year (July 1 - June 30).	Total number of grants awarded through all grant programs	End-of-year grants report	Foundant grants management database	South Carolina citizens and visitors who experience the arts in every county.	Improved quality of life and increased economic vitality attributed to the arts.	30000.010000.000	
5.1.2	Maintain or increase the total dollars granted statewide. (Base reflects FY20 grant dollars minus emergency grant dollars.)	\$4,600,000.00	\$4,400,000.00		Dollar Amount	equal to or greater than	State Fiscal Year (July 1 - June 30).	Total dollars awarded through all grant programs	End-of-year grants report	Foundant grants management database	South Carolina citizens and visitors who experience the arts in every county.	Improved quality of life and increased economic vitality attributed to the arts.	30000.010000.000	
5.1.3	Maintain at least half of the total dollars usually leveraged through local matching. (This measure is a realistic response to the pandemic's negative impact on arts organizations, other arts providers and artists.)	\$224,000,000.00	\$224,000,000.00		Dollar Amount	equal to or greater than	State Fiscal Year (July 1 - June 30).	Grantees report actual total cash expenses related to grant activities.	Final grant reports submitted by grantees at the end of each grant period (lags by 1 year; this is FY20 data)	Foundant grants management database	South Carolina citizens and visitors who experience the arts in every county.	Improved quality of life and increased economic vitality attributed to the arts.	30000.010000.000	
5.1.4	SC General Assembly appropriates additional nonrecurring recovery funds for arts organizations.	\$0.00	\$2,000,000.00		Dollar amount	equal to or greater than	State Fiscal Year (July 1 - June 30).	Nonrecurring dollars granted to SCAC	FY22 Budget Bill/State Appropriations	SCAC budget documents	South Carolina arts providers	Increased funds to strengthen pandemic recovery	30000.010000.000	

These responses were submitted for the FY 2020-2021 Accountability Report by the
ARTS COMMISSION

Goal: There is recognition of the essential value of public funding for the arts in S.C.														
Strategy: 5.2										Statewide Enterprise Objective				
Conduct or commission research that documents the value of the arts and arts education										Public Infrastructure and Economic Development				
Measure Number	Description	Base	Target	Actual	Value Type	Desired Outcome	Time Applicable	Calculation Method	Data Source	Data Location	Primary Stakeholder	Stakeholder Need Satisfied	State Funded Budget Program Number Responsible	Notes
5.2.1	Research of partnering entities is activated - Provide Cultural Districts data to the S.C. Integrated Data System managed by Revenue and Fiscal Affairs	0%	50%		Percent Complete	equal to or greater than	State Fiscal Year (July 1 - June 30).	Data is shared with RFA staff.	Cultural Districts data files	Program director's files	South Carolina citizens and visitors who experience the arts.	Improved quality of life and increased economic vitality attributed to the arts.	30000.010000.000	
5.2.2	Evaluate and restructure Cultural District program to improve application, reporting, and recertification processes.	25%	100%		Percent Complete	Complete	State Fiscal Year (July 1 - June 30).	Cultural District program has been evaluated and processes improved as applicable.	Cultural District program manager activity reports	Cultural District program manager's files	Communities where economic activity surrounding the arts is at the forefront of building or revitalization efforts.	Awareness of the arts and related improved quality of life and increased economic vitality.	30000.010000.000	

Goal	There is recognition of the essential value of public funding for the arts in S.C.												
Strategy	5.3										Statewide Enterprise Objective		
Conduct or commission research that documents the value of the arts and arts education										Public Infrastructure and Economic Development			

Measure Number	Description	Base	Target	Actual	Value Type	Desired Outcome	Time Applicable	Calculation Method	Data Source	Data Location	Primary Stakeholder	Stakeholder Need Satisfied	State Funded Budget Program Number Responsible	Notes
5.3.1	Determine cost and allocate funds to update research that documents the value of the arts and arts education in S.C.	0%	50%		Percent Complete	Complete	State Fiscal Year (July 1 - June 30).	Funds are identified through new sources or by reducing expenditures in other areas.	Information about study availability and cost from research organizations (USC School of Business research division, Gallup, etc.)	Deputy Director's files	South Carolina citizens and visitors who experience the arts in every county.	Awareness of the arts and related improved quality of life and increased economic vitality.	30000.010000.000	

FY 2020-2021 Agency Accountability Report

Budget Responses:

These responses were submitted for the FY 2020-2021 Accountability Report by the

ARTS COMMISSION

			FY 2020-21 Expenditures (Actual)				FY 2021-22 Expenditures (Projected)			
State Funded Program Number	State Funded Program Title	Description of State Funded Program	General	Other	Federal	TOTAL	General	Other	Federal	TOTAL
0100.000000.000	Administration	Executive leadership and direction of the agency	\$49,575.00		\$49,575.00	\$99,150.00	\$57,020.00		\$43,801.00	\$100,821.00
3000.010000.000	Statewide Arts Services	Direct programming, services, technical assistance and grant support in arts education, community arts development, and artist development	\$3,887,132.00	\$1,255,955.00	\$725,976.00	\$5,869,063.00	\$5,580,687.00	\$148,707.00	\$1,131,623.00	\$6,861,017.00
9500.050000.000	State Employer Contributions	Fringe benefits for agency employees	\$246,673.00	\$23,882.00	\$101,579.00	\$372,134.00	\$228,480.00		\$160,217.00	\$388,697.00

FY 2020-2021 Agency Accountability Report

Legal Responses:

These responses were submitted for the FY 2020-2021 Accountability Report by the
ARTS COMMISSION

Description	Purpose	Law Number	Jurisdiction	Type	Notes
Exempts the South Carolina Arts Commission from purchasing one-of-a-kind artworks through the Consolidated Procurement Code; and establishes the Arts Commission to review requests by other agencies to purchase similar items.	Requires a service	11-35-710 (10)	State	Statute	Review requests by other agencies to purchase similar items.
Provides for the South Carolina Arts Commission to recommend poet laureate candidates to the Governor	Requires a service	1-3-230	State	Statute	Recommend qualified candidates for the state's poet laureate.
Creates the Jean Laney Harris Folk Heritage Award, establishes criteria, establishes an awards advisory committee, and authorizes the S.C. Arts Commission to expend up to \$2000 in state funds annually to support the award and raise other funds to support the program as necessary.	Requires a service	2-66-10	State	Statute	Recognize lifetime achievement in the state for traditional folk arts; foster awareness and appreciation of the state's traditional cultures and their methods of creative expression.
Instructs the S.C. Department of Education, in conjunction with the S.C. Arts Commission, to develop arts education curricula in the visual arts, music, dance, and drama.	Requires a service	59-29-220	State	Statute	in conjunction with S.C. Dept. of Education, develop arts education curricula in the visual arts, music, dance, and drama.
Establishes the South Carolina Arts Commission as the approving agency for professional artists to assist arts teachers and specialists in planning and implementing arts education curricula.	Requires a service	59-29-220 (3)	State	Statute	approve professional artists to assist arts teachers and specialists in planning and implementing arts education curricula.
Declares the policy of the state to insure that the arts will grow and play a significant part in the welfare and educational experience of our citizens, and that all activities undertaken by the State in carrying out this policy shall be directed toward encouraging and assisting rather than limiting the freedom of artistic expression.	Requires a service	60-15-10	State	Statute	insure that the role of the arts in our communities will grow and play an ever more significant part; encourage and assist freedom of artistic expression.
Creates the South Carolina Arts Commission, describes appointments and qualifications of its members.	Requires a manner of delivery	60-15-20	State	Statute	
Establishes terms and term limits of commission members, authorizes commission to hire executive director, and addresses commission vacancies.	Not related to agency deliverable	60-15-30	State	Statute	
Addresses compensation for executive director and commission members.	Requires a manner of delivery	60-15-40	State	Statute	
Authorizes commission to hire or remove employees as needed.	Requires a manner of delivery	60-15-50	State	Statute	

**These responses were submitted for the FY 2020-2021 Accountability Report by the
ARTS COMMISSION**

Description	Purpose	Law Number	Jurisdiction	Type	Notes
Describes the duties of the commission	Requires a service	60-15-60	State	Statute	1) encourage the study and presentation of, and the public's interest and participation in, the fine and performing arts; 2) study public and private institutions engaged within the State in artistic and cultural activities, including but not limited to music, theater, dance, painting, sculpture, architecture and allied arts and crafts, and make recommendations concerning appropriate methods to encourage participation in and appreciation of the arts; 3) take steps to encourage public interest in the cultural heritage of the state and expand the state's cultural resources; and 4) do such other things as may be necessary to carry out the provisions of this chapter.
Grants powers to the commission	Requires a service	60-15-70	State	Statute	to hold public or private hearings; enter into contracts; accept gifts, contributions and bequests; to purchase and own property; and to enter into agreements as necessary to accomplish the agency's purpose.
Directs the agency to develop a program for designating statewide cultural districts; defines the purpose and characteristics of cultural districts; establishes the South Carolina Arts Commission as the designating authority for official cultural districts;	Requires a service	60-15-75	State	Statute	provide leadership and assistance in the development of cultural districts; develop a cultural district application, evaluation, and recertification process; pursue partnerships with other agencies to maximize the benefits of the program.
Directs the agency to make annual reports to the Governor and General Assembly.	Report our agency must/may provide	60-15-80	State	Statute	
Establishes the South Carolina Arts Commission as the official agency to receive and disburse Federal funds to programs related to the arts.	Distribute funding to another entity	60-15-90	State	Statute	
Establishes one member of the Tourism Expenditure Review Committee on the recommendation of the South Carolina Arts Commission.	Board, commission, or committee on which someone from our agency must/may serve	6-4-35 (3) (g)	State	Statute	
Sets conditions for South Carolina Arts Commission employing professional artists as independent contractors or unclassified employees.	Requires a manner of delivery	Budget proviso 28.1	State	FY 2018-19 Proviso	
Allows South Carolina Arts Commission to hold unexpended income from sponsored events, gifts, contributions or bequests in a special revolving account to be used for supporting the programs designated by the benefactor.	Funding agency deliverable(s)	Budget proviso 28.2	State	FY 2018-19 Proviso	
Allows South Carolina Arts Commission to apply a 15% indirect cost rate for any federal grants for which it competes.	Funding agency deliverable(s)	Budget proviso 28.3	State	FY 2018-19 Proviso	
Directs the South Carolina Arts Commission to expend no less than 70% of state appropriation on strategic grant making.	Funding agency deliverable(s)	Budget proviso 28.4	State	FY 2018-19 Proviso	
Directs the South Carolina Arts Commission to report by December 1 of the current year to the House Ways and Means Committee and the Senate Finance Committee the funds distributed to subdivisions.	Report our agency must/may provide	Budget proviso 28.5	State	FY 2018-19 Proviso	

FY 2020-2021 Agency Accountability Report
Services Responses:

These responses were submitted for the FY 2020-2021 Accountability Report by the

ARTS COMMISSION

Description of Service	Description of Direct Customer	Customer Name	Others Impacted By the Service	Agency unit providing the service	Description of agency unit	Primary negative impact if service not provided
Recommend poet laureate candidates to the Governor	Governor of South Carolina	Gov. Henry McMaster	South Carolina poets; S.C. citizens and visitors who experience poet laureate's work	Artist Development	Provides direct programming, services, technical assistance and grant support to assist artists and creative sector entrepreneurs in building sustainable careers in the arts	The Governor's Office would have reduced resources to provide poet laureate services for South Carolina citizens and visitors.
Jean Laney Harris Folk Heritage Awards - recognize lifetime achievement in the traditional folk arts; foster awareness and appreciation of South Carolina's traditional cultures and their methods of creative expression; encourage the preservation, promotion and presentation of traditional arts forms.	Communities that benefit from the work of individuals and organizations nominated for the awards.	South Carolina citizens and visitors	Annual award recipients	Communications	Produces agency communications to promote opportunities for citizens, students and artists and publicize results of agency's programs and grants.	South Carolina citizens and visitors would not be aware of leaders who have developed the state's traditional arts and culture and the resulting impact and history of those efforts. Traditional arts passed down through communities would be at risk of disappearing.
Insure that the role of the arts in our communities will grow and play an ever more significant part, and encourage and assist in freedom of artistic expression by: 1) encouraging the study and presentation of, and the public's interest and participation in, the fine and performing arts; 2) studying public and private institutions engaged within the State in artistic and cultural activities, including but not limited to music, theater, dance, painting, sculpture, architecture and allied arts and crafts, and make recommendations concerning appropriate methods to encourage participation in and appreciation of the arts; 3) taking steps to encourage public interest in the cultural heritage of the state and expand the state's cultural resources; and 4) doing such other things as may be necessary to provide services.	South Carolina citizens and visitors who benefit from the state's investment of public dollars used to develop arts and culture in communities statewide.	South Carolina citizens and visitors	South Carolina artists	Community Arts Development	Direct programming, services, technical assistance and grant support in arts education, community arts development, and artist development	Communities would have fewer resources needed to develop arts and culture; economic vitality attributed to the arts would decrease.
Provide grants, programs, and other support for public and private institutions engaged in artistic and cultural activities	Arts and culture sector engaged in producing and providing arts experiences and contributing to S.C. economy.	Arts providers	South Carolina citizens and visitors who experience art	Community Arts Development	Provides direct programming, services, technical assistance and grant support to strengthen local arts and cultural opportunities and accessibility	Arts providers would have fewer resources to produce art experiences for South Carolina citizens and visitors.

These responses were submitted for the FY 2020-2021 Accountability Report by the

ARTS COMMISSION

Description of Service	Description of Direct Customer	Customer Name	Others Impacted By the Service	Agency unit providing the service	Description of agency unit	Primary negative impact if service not provided
Provide grants, programs and other support for K-12 schools and districts, including private, charter and home schools; approve professional artists to assist arts teachers and specialists in planning and implementing arts education curricula; work in partnership with the S.C. Dept. of Education to develop arts curricula in the visual arts, music, dance and drama.	Students in K-12 schools, including private, charter and home schools.	South Carolina students	South Carolina educators; Teaching Artists	Arts Education	Provides direct programming, services, technical assistance and grant support to provide students with opportunities for a comprehensive education in the arts	Educators and teaching artists would have fewer resources to produce arts education experiences for South Carolina students.
Provide grants, programs, and other support for artists and creative sector entrepreneurs in building sustainable careers in the arts.	South Carolinians who practice various art forms to produce income and provide arts experiences.	South Carolina artists	South Carolina citizens and visitors who experience art	Artist Development	Provides direct programming, services, technical assistance and grant support to assist artists and creative sector entrepreneurs in building sustainable careers in the arts	Artists would have fewer resources to develop careers and produce art experiences for South Carolina citizens and visitors.
Provide leadership and assistance in the development of cultural districts; develop a cultural district application, evaluation, and recertification process; pursue partnerships with other agencies to maximize the benefits of the program.	Communities where economic activity surrounding the arts is at the forefront of building or revitalization efforts.	South Carolina cities and towns	South Carolina citizens and visitors who experience art	Communications	Produces agency communications to promote opportunities for citizens, students and artists and publicize results of agency's programs and grants.	Communities would lose a state designation that signifies and promotes their commitment to economic development through the arts.
Governor's Awards for the Arts - Foster awareness and appreciation of South Carolina's arts and culture and the arts organizations, patrons, artists, members of the business community, and government entities who maximize their roles as innovators, supporters, and advocates of the arts.	Communities who benefit from the work of individuals and organizations nominated for the awards.	South Carolina citizens and visitors	Annual award recipients	Communications	Produces agency communications to promote opportunities for citizens, students and artists and publicize results of agency's programs and grants.	South Carolina citizens and visitors would not be aware of leaders who have developed the state's arts and culture and the resulting impact and history of those efforts.
State Art Collection - To create a collection of historic importance and cultural vitality for the people of South Carolina that will serve as a tool to help promote the state and its cultural resources on the state, regional, national and international levels; to make available to citizens throughout South Carolina, the best work of the state's contemporary artists; to encourage and support the creative visual artists of South Carolina;	South Carolina citizens and visitors who experience the works in the State Art Collection in a variety of locations around the state.	South Carolina citizens and visitors	South Carolina artists	Artist Development	Provides direct programming, services, technical assistance and grant support to assist artists and creative sector entrepreneurs in building sustainable careers in the arts	South Carolina citizens and visitors would have reduced access to original works of art created by S.C. artists.
Review requests by other agencies to purchase works of art.	State agencies that wish to purchase original art for display in offices or other state-owned locations	S.C. state agencies	S.C. artists; S.C. citizens who visit state agencies	Artist Development	Provides direct programming, services, technical assistance and grant support to assist artists and creative sector entrepreneurs in building sustainable careers in the arts	State agencies would have to purchase art through a bidding process and potentially be restricted from buying original, high quality art works.

Agency Partnerships Responses:

These responses were submitted for the FY 2020-2021 Accountability Report by the

ARTS COMMISSION

Name of Partner Entity	Type of Partner Entity	Description of Partnership
Grantees	Non-Governmental Organization	Non-profit organizations provide artistic, cultural and educational opportunities for residents and visitors in local communities
Grantees	Local Government	Municipal and county government entities provide artistic, cultural and educational opportunities for residents and visitors in local communities
National, regional and in-state grantors, including SouthArts, SC Arts Foundation, SC Humanities, Coastal Community Foundation of SC, Donnelly Foundation	Non-Governmental Organization	Grantors provide funds to support SCAC programs that align with their own strategic goals and missions
Federal agencies, including the National Endowment for the Arts	Federal Government	Grantors provide funds and/or technical assistance to support SCAC programs that align with their own strategic goals and missions
State agencies, including USC McKissick Museum, Speaker of the House, Lt. Governor's Office, S.C. Dept. of Education, State Library	State Government	Program partners provide funding, technical assistance, planning and guidance for development and implementation of strategic programs
Colleges and universities, including University of South Carolina, College of Charleston, Winthrop University	Higher Education Institute	Program partners provide funding, technical assistance, in-kind services, planning and guidance for development and implementation of strategic programs
Arts service organizations and discipline-based organizations, including the S.C. Arts Alliance, Artist U., Hub City Press, National Assembly of State Arts Agencies and others	Non-Governmental Organization	Program partners provide funding, technical assistance, in-kind services, planning and guidance for development and implementation of strategic programs
Arts in Basic Curriculum (ABC) schools and districts	K-12 Education Institute	Participating schools and districts receive grant support to implement local arts education planning and programs, provide data and assessments and participate in research
Arts education and other education organizations, including Palmetto State Arts Education, S.C. Center for Dance Education, S.C. Afterschool Alliance, others	Non-Governmental Organization	Program partners provide funding, technical assistance, planning and guidance for development and implementation of strategic programs

**FY 2020-2021 Agency Accountability Report
Reports Responses:**

**These responses were submitted for the FY 2020-2021 Accountability Report by the
ARTS COMMISSION**

Report Name	Law Number (If required)	Summary of Information Requested in the Report	Most Recent Submission Date	Reporting Frequency	Type of Entity	Method to Access the Report	Direct access hyperlink or agency contact
Agency Accountability Report	§1-1-810	The report "must contain the agency's or department's mission, objectives to accomplish the mission, and performance measures that show the degree to which objectives are being met." Agencies must "identify key program area descriptions and expenditures and link these to key financial and performance results measures."	September 15, 2020	Annually	Governor or Lt. Governor AND Legislative entity or entities	Provided to LSA for posting online	
Final Descriptive Report; Final Financial Report	U.S. Code § 954	Data on activities supported by Federal funds through the agency's partnership agreement	September 30, 2020	Annually	Entity within federal government	Available on another website	data is used to create reports found here: https://nasaa-arts.org/nasaa_research/grant_making_and_funding/
Final Grant Report		Narrative information and data documenting activities supported by a grant from the Susan and John Bennett Memorial Arts Fund and the Expansion Arts Fund from the Coastal Community Foundation	September 30, 2020	Annually	Other	Electronic copy available upon request	Milly Hough, Senior Deputy Director, mhough@arts.sc.gov (803)734-8698
Final Grant Report		Narrative information and data documenting activities supported by a grant from the Donnelly Foundation	September 30, 2020	Annually	Other	Electronic copy available upon request	Milly Hough, Senior Deputy Director, mhough@arts.sc.gov (803)734-8698
Financial Audit	§ 11-7-20	Review of income and expenditures and accounting procedures	June 24, 2020	Annually	South Carolina state agency or agencies	Available on another website	http://osa.sc.gov/reports/